


BMW 7 Series



www.bmw.com

Sheer
Driving Pleasure



THE NEXT
100 YEARS 

HIGHLIGHTS OF THE NEW BMW 7 SERIES.

30 CARBON CORE.

Intelligent lightweight construction increases rigidity, improves driving dynamics and ensures greater efficiency.

32 BMW iPERFORMANCE.

The innovative plug-in hybrid drivetrain delivers outstanding fuel consumption¹ and CO₂ emissions figures¹ of just 2.1–2.5 l/100 km and 49–56 g/km.

38 BMW GESTURE CONTROL & BMW TOUCH COMMAND.

BMW drivers and passenger benefit from intuitive and innovative operating concepts for controlling comfort, entertainment and navigation features.

40 BMW LASERLIGHT.

In high beam mode, this lighting innovation doubles the maximum illumination range, reaching up to 600 metres.

42 SKY LOUNGE PANORAMIC GLASS SUNROOF & EXECUTIVE LOUNGE.

The rear of the new long-wheelbase BMW 7 Series offers the highest travel comfort and a particularly stylish ambience.

THE NEW BMW 7 SERIES.

DRIVING LUXURY.




¹ Consumption figures are dependent on model. Figures based on the ECE driving cycle. Fuel consumption and CO₂ emissions are dependent on selected tyre format (higher figures refer to models with optional wheels).



In 2016 the BMW brand will be celebrating its 100th anniversary. Find out more at www.next100.bmw



GET MORE FROM YOUR BROCHURE.



Experience the innovative highlights of the new BMW 7 Series in the third dimension. Download the BMW Augmented app from your app store.




When you see this symbol, start the app and position your smartphone so you can see the brochure image on its display. The BMW Augmented app will then take you on a virtual journey through the new BMW 7 Series.



You can also discover the new BMW 7 Series in a digital brochure. Simply download the digital edition via the BMW brochure app.

Internet use, depending on your mobile contract, may incur costs.



THE MODELS SHOWN.

06 BMW 750Li xDrive WITH PURE EXCELLENCE INTERIOR: BMW TwinPower Turbo V8 petrol engine, 330 kW (450 hp), 20" light alloy V-spoke style 628 Bicolour wheels with mixed tyres, Sophisto Grey Xirallic paint, seats in Ivory White exclusive Nappa leather, Poplar Grain Grey fine-wood interior trim.

BMW 730d WITH PURE EXCELLENCE INTERIOR: BMW TwinPower Turbo in-line six-cylinder diesel engine, 195 kW (265 hp), BMW Individual 20" light alloy V-spoke style 649 l wheels with mixed tyres, Arctic Grey Xirallic paint, seats in Ivory White exclusive Nappa leather, Light American Oak fine wood with metal inlay interior trim.

BMW M760Li xDrive: M Performance TwinPower Turbo V12 petrol engine, 448 kW (610 hp)¹, 20" M light alloy Double-spoke style 760 M wheels with mixed tyres in matt Cerium Grey, burnished, BMW Individual Frozen Dark Brown metallic paint, seats in BMW Individual Cashmere Beige full fine-grain Merino leather, Finition Black with high-gloss metal-effect interior trim.

BMW M760Li xDrive V12 EXCELLENCE MODEL: M Performance TwinPower Turbo V12 petrol engine, 448 kW (610 hp)¹, 20" light alloy W-spoke style 646 wheels, high-gloss polished and with mixed tyres, BMW Individual Ruby Black metallic paint, seats in BMW Individual Smoke White full fine-grain Merino leather, BMW Individual Piano Black interior trim.

¹ Provisional figures (not yet officially confirmed). Expected to be available from November 2016. Further information on fuel consumption and CO₂ emissions can be found on pages 70 | 71 or consult your BMW partner.

INNOVATION AND TECHNOLOGY.

- 30 BMW EFFICIENT DYNAMICS:** Less emissions. More driving pleasure.
- 32 THE BMW 7 SERIES PLUG-IN HYBRID:** The most dynamic way to drive a hybrid.
- 34 CHASSIS:** A solid foundation for comfort and dynamics.
- 36 BMW CONNECTED DRIVE:** So connected, you're free.
- 40 LIGHTING TECHNOLOGY AND SAFETY:** Optimal protection from the latest BMW innovations.
- 42 COMFORT AND AMBIENCE:** Relaxation at the highest level.

INDIVIDUALITY AND CHOICE.

- 46 EQUIPMENT:** Design Pure Excellence, M Sport Package and BMW Individual, equipment highlights, wheels and tyres, Original BMW Accessories.
- 66 COLOURS:** Exterior and interior colour worlds.
- 70 TECHNICAL DATA:** Weight, engines, power transmission, performance, fuel consumption, wheels and dimensions.
- 72 BMW SERVICE:** BMW Service, BMW Financial Services and BMW Experience.

THE LUXURY OF DRIVING PROGRESS.

Discover progress that asks the questions of tomorrow and gives the most innovative answers today. Experience luxury that balances captivating presence with the utmost discretion. And enjoy the satisfaction of expectations not just being met, but comfortably exceeded. The new BMW 7 Series – Driving Luxury.



EXPERIENCE THE
NEW BMW 7 SERIES IN
THIS SHORT FILM.



AESTHETICS.
PERFECTED.



EXPERIENCE THE NEW
BMW 7 SERIES FROM ALL ANGLES
AND IN DIFFERENT COLOURS.

The new BMW 7 Series is perfection through and through – and in its most contemporary form. The impressive front with its broad, upright kidney grille radiates dynamism and presence. Flowing contours convey a timeless elegance. And the rear profile expresses self-assured athleticism. This is luxury in motion – this is the new BMW 7 Series.

INNOVATIVE
IN EVERY FIBRE.



EXPERIENCE THE CARBON
CORE LIGHTWEIGHT
CONSTRUCTION CONCEPT IN 3D.



For the first time, the BMW lightweight construction concept Carbon Core has been applied to the BMW 7 Series. As part of an intelligent hybrid design, this milestone in automotive engineering makes strategic use of carbon fibre in the new model's body. This reduces weight and fuel consumption while, at the same time, improving stability – and that means even greater driving comfort and better dynamics. The overall result is an entirely new and effortlessly rewarding experience without equal in this class.



A CLASS OF ITS OWN.

Lean back and relax: as a passenger in the Executive Lounge, you enjoy travel of an altogether different class. The seat behind the front passenger can be adjusted on several levels and features an extendible footrest, so it's left to you to decide on the most comfortable position. This, along with an enormous amount of legroom and unique all-round visibility, promises an exceptionally agreeable travel experience – time and time again.

PROGRESS IS ALWAYS THE BEST WAY FORWARD.

The drivetrain technologies in the new BMW 7 Series are on the cutting edge of modern mobility – as you can see with the new BMW 7 Series with BMW iPerformance. This offers an extremely efficient and dynamic interplay of petrol engine and electric motor. With this technology, you can cover 100 km on just 2.1–2.5 litres of fuel, while emitting¹ only 49–56 g/km of CO₂.

¹ Consumption figures are dependent on model. Figures based on the ECE driving cycle.
Fuel consumption and CO₂ emissions are dependent on selected tyre format
(higher figures refer to models with optional wheels).





DISCOVER THE
INTERIOR HIGHLIGHTS
IN INTERACTIVE 3D.

WHERE MOTION IS EMOTION.

Relaxation is your constant companion in the new BMW 7 Series. At ease in the Executive Lounge, you can sink into the high quality leather seats and stretch out your legs, or work in the exclusive atmosphere. There's also the BMW Touch Command, which gives you control of a host of comfort functions and settings from the rear. And if you want to enjoy a particularly tranquil ride, the Sky Lounge panoramic glass sunroof ensures the perfect mood: more than 15,000 light elements create an extraordinary, five-star-plus ambience.

LET YOUR HANDS
DO THE TALKING.



Progress in motion: as demonstrated by BMW Gesture Control, which recognises pre-defined movements of your hand. Adjusting volume, for instance, simply involves a small rotation of your index finger. There's also the touch function of the BMW Control Display as well as a new-generation voice control system. This allows you, freely and intuitively, to interact with the vehicle using pre-determined vocabulary. Whether it's for navigation or use of the phone, your wish is its command. All of this functions as a holistic operating concept that maximises convenience and safety. Similar benefits are offered by the BMW Laserlight including BMW Selective Beam, the dazzle-free high-beam assistant. Precise and intelligent, it has a range of up to 600 metres, which is twice that of conventional LED headlights.

The new BMW 7 Series – innovation at its most incisive.



EXPERIENCE THE INNOVATIVE
BMW LASERLIGHT IN THIS
INTERACTIVE 3D SPECIAL.



SIMPLY POINT
AND PARK.



EXPERIENCE REMOTE
CONTROL PARKING
IN THIS SHORT FILM.



If you wish, the new BMW 7 Series can do the parking for you: courtesy of the Remote Control Parking function¹. Simply centre the vehicle ahead of a space, step out and use the standard BMW Display Key to activate the procedure. It's particularly useful when the space is tight. The Welcome Light Carpet is another high point: when you are entering or exiting the car, the areas next to the doors are illuminated with an elegant carpet of light, creating a truly unique appearance.

¹ Remote Control Parking not available for BMW 740e/Le iPerformance and BMW 740Le iPerformance xDrive.



**THE DETAILS
MAKE ALL THE DIFFERENCE.**

The new BMW 7 Series sets new standards. And just like the long-wheelbase version, the short-wheelbase BMW 7 Series has a remarkably strong presence. It's the self-confident character, which unites competence and consistency. It's the pioneering technology, which supports you in every situation. And it's the unsurpassed driving and travel experience, which gives new definition to dynamism and comfort.



DESIGN LANGUAGE WITH A SPECIAL ACCENT.

The new BMW 7 Series is a picture of perfection. At the front, the wide kidney grille frame and the cleverly coordinated contours of the headlights accentuate the broad stance. The side profile also captivates with its striking details. A gently sloping roofline and precise double swage lines visually stretch the vehicle and bestow a unique elegance. At the rear, classic BMW lights, with L-shaped bars now integrated into the glass geometry for the first time, further underscore the powerful character. The overall result: an even more compelling appearance.

LEAVES NOTHING
TO BE DESIRED.



The interior of the new BMW 7 Series offers timeless luxury of the highest order. In the rear, you will experience an unprecedented ambience, innovative equipment and the most finely crafted materials. Precisely formed, flawlessly aligned surfaces and custom chrome detailing in the cockpit significantly enhance the quality impression. And even the controls of the BMW iDrive systems are framed and visually refined by elegant and exclusive finishes.

The new BMW 7 Series – inspired by perfection.





PERFORMANCE ELEGANTLY INTERPRETED.

Timeless elegance – the new BMW 7 Series M760Li xDrive V12 Excellence offers the perfect balance for those who place the highest value on cultured restraint. The Pure Excellence features for the interior and exterior create a particularly luxurious feel while making the saloon appear even more stylish. From special decorative and design elements in chrome to unique grid geometry in the air intakes to discreet V12 lettering in chrome on the C-pillars and at the rear, everything clearly illustrates how understatement can be a statement in itself. This sophisticated harmony is reflected by the composed power and purpose to be found under the bonnet. The 448 kW (610 hp) M Performance TwinPower Turbo 12-cylinder petrol engine smoothly and quietly accelerates the saloon from 0 to 100 km/h in only 3.7 seconds. A top speed of up to 250 km/h further testifies to the enormous power on offer – along with a seamless flow of exclusive driving pleasure.¹

DYNAMICS AT AN ALL-TIME HIGH.

Emphatically sporty – the new BMW M760Li xDrive. This striking impression is largely down to a remarkably athletic design: the standard M Aerodynamics package and exclusive details in Cerium Grey give the proportions and precise lines an even more powerful look. Stylish “V12” exterior and interior lettering also clearly spells out just how powerful this luxury saloon is. So do the performance figures. The M Performance TwinPower Turbo V12 petrol engine develops peak output of 448 kW (610 hp) and takes the M760Li xDrive from zero to 100 km/h in just 3.7 seconds. But that’s not all. With the M Driver’s package, the standard top speed of 250 km/h can be increased to a formidable 305 km/h. 12 cylinders, maximum torque of 800 Nm, never-ending dynamics – the new BMW M760Li xDrive.¹

¹ Provisional figures (not yet officially confirmed). Expected to be available from November 2016.



INNOVATION AND TECHNOLOGY.

BMW EFFICIENT DYNAMICS: Less emissions. More driving pleasure.

THE BMW 7 SERIES PLUG-IN HYBRID: The most dynamic way to drive a hybrid.

CHASSIS: A solid foundation for comfort and driving dynamics.

BMW CONNECTED DRIVE: So connected, you're free.


LIGHTING TECHNOLOGY AND SAFETY: Optimal protection from the latest BMW innovations.

COMFORT AND AMBIENCE: Relaxation at the highest level.

BMW EfficientDynamics

Less emissions. More driving pleasure.

Whether the goal is maximum performance or minimum fuel consumption – for BMW, the focus is always on delivering quintessential BMW driving pleasure. BMW EfficientDynamics is the strategy developed by BMW to minimise fuel consumption and CO₂ emissions while simultaneously increasing dynamics and driving pleasure. It is a comprehensive technology package that encompasses the engine, energy management, lightweight construction and aerodynamics – and it comes with every BMW.




CARBON CORE.

Along with aluminium and steel, the body of the new BMW 7 Series features the use of carbon (carbon fibre-reinforced plastic, CFRP). This innovative mixed construction makes the vehicle unique in its class and 130 kg lighter than its predecessor. It also, in conjunction with other carefully coordinated weight reduction measures – from the overall concept to the smallest detail – contributes to near-perfect 50:50 axle load distribution, new standards of torsional rigidity and an even lower centre of gravity. What does all this mean to you? BMW EfficientLightweight construction maps out the ideal DNA for maximum driving comfort, improved handling and agility, plus low fuel consumption and emissions. In short, the new BMW 7 Series demonstrates clear leadership in the field of innovative lightweight design.

ACTIVE AIR STREAM KIDNEY GRILLE.

The Active air stream kidney grille with active air flap control represents the cutting edge of aerodynamic performance. When a cooling airflow is not needed, it electronically closes the radiator grille with its air vents and thereby reduces the amount of air flowing into the engine bay. This optimises both aerodynamics and fuel consumption.



BMW TWIN POWER TURBO V8 PETROL ENGINE 750i/Li AND 750i/Li xDrive.

Commanding acceleration – all any BMW driver could wish for. Thanks to its exceptional responsiveness and high reserves of power, the new BMW TwinPower Turbo V8 petrol engine from the BMW EfficientDynamics range impresses in every situation. It combines two turbochargers with Valvetronic fully variable valve control including Double VANOS and High Precision Injection. Between 1,800 and 4,500 rpm, impressive torque of up to 650 Nm is readily available. And with its maximum output of 330 kW (450 hp), the V8 propels the vehicle from 0 to 100 km/h in just 4.7/4.7 s and 4.4/4.5 s. High Precision Injection ensures exceptionally efficient use of fuel, while the Automatic Start/Stop function leads to more reductions by switching off the engine when the vehicle briefly comes to a standstill. Thanks to these innovative technologies, the engine gets by on a combined 7.9–8.1/8.0–8.3 and 8.1–8.3/8.3–8.5 litres of fuel per 100 km.¹ CO₂ emissions¹, meanwhile, are just 184–189/187–192 g/km and 189–194/192–197 g/km – remarkable values given the superb performance. And it all once again proves the legendary expertise of BMW when it comes to engines.

The BMW 7 Series Plug-in Hybrid.


iPERFORMANCE

BMW eDrive technology combines the best of both worlds in a BMW iPerformance model: purely electric, locally emission-free driving (e.g. in urban areas), along with a dynamic driving performance and a great possible range. Intelligent energy management controls interactions between the electric motor and the combustion engine, deploying both with impressive efficiency.



The new BMW 7 Series with iPerformance.

The BMW 740e/Le is equipped with the BMW eDrive system, a drivetrain concept that unites a high-voltage lithium-ion battery, an electric motor and intelligent energy management. For sure-footed traction, optimised stability and increased agility in all weathers and road conditions, the BMW 740Le iPerformance xDrive combines highly efficient eDrive plug-in technology with intelligent and variable xDrive, the BMW all-wheel-drive system. This configuration, with its system output of 240 kW (326 hp), features a 190 kW (258 hp) four-cylinder petrol engine with BMW TwinPower Turbo technology, an 83 kW (113 hp) electric motor and a high-voltage lithium-ion battery with a capacity of 7.4 kWh. Intelligent energy management ensures efficient interaction between the electric motor and the engine. The electric motor can power the vehicle independently or support the engine, depending on the required power output and current battery level. When the vehicle is coasting or braking, the motor even transforms kinetic energy into electric power, which is stored in the high-voltage battery for use by the electric drive system. When running on electricity alone, the vehicle has a range¹ of around 41–45 km and a top speed of about 140 km/h. Combined fuel consumption² of the BMW 740e/Le iPerformance is 2.1–2.2 l/100 km and CO₂ emissions are 49–51 g/km. Combined fuel consumption² of the BMW 740Le iPerformance xDrive is 2.4–2.5 l/100 km while CO₂ emissions are 54–56 g/km.



○ BMW 360° Electric. Thanks to the BMW i Wallboxes, the new BMW 7 Series iPerformance can be easily and conveniently charged at your own parking place at home. Charging is also possible at public charging points or via any household electrical socket.

■ The vehicle can be charged from household power sockets with the charging cable supplied or on the go at public charging stations with a cable available from BMW Accessories. The navigation system and the BMW ConnectedDrive app inform the driver of the location and availability of stations where charging can take place, for example, with the ChargeNow card.

Chassis.

A solid foundation for comfort and driving dynamics.

A wide range of innovative technology in the new BMW 7 Series ensures that you thoroughly enjoy every journey. Many features are also intelligently networked, allowing you to experience maximum driving pleasure in the utmost safety.



EXECUTIVE DRIVE PRO.

Executive Drive Pro¹ is a suspension control system that combines exceptional ride comfort with dynamic handling characteristics. Active roll stabilisation, for the first time in this case electro-mechanically operated, reduces body roll to a minimum in corners and on straights. The system uses active stabilisers on the front and rear axles and makes continuous adjustments during the drive. Comfort is further increased through a combination of Dynamic Damper Control, the use of navigation data, driving style analysis and information gathered by a road preview camera.



The intelligent **BMW xDrive** all-wheel drive system adapts perfectly to even the most challenging road surface conditions, ensuring optimal traction at all times. xDrive and Dynamic Stability Control (DSC) ensure that the BMW remains safe and stable. Controlled via the DSC sensor system, xDrive flexibly and quickly distributes drive power between the axles in order to prevent oversteer or understeer on bends, thereby ensuring outstanding directional stability. Moreover, it guarantees a rapid, safe acceleration even on slippery or steep stretches. In critical road conditions, the DSC doesn't need to intervene as much. BMW xDrive thus combines all the advantages of an all-wheel drive system – traction, directional stability and driving safety – with classic BMW agility.

The **2-axle air suspension** guarantees extremely smooth and comfortable driving, while simultaneously ensuring great driving dynamics. The vehicle can also be easily raised or lowered. Unlike steel suspension, air suspension consists of air-filled rubber pads. The air pressure in the pads is adjusted to keep the vehicle evenly elevated no matter what the load conditions are. At higher speeds, the vehicle is lowered by 10 mm in SPORT mode as well as in COMFORT mode. Additionally, the vehicle can be raised using a separate control unit, the level-adjustment button. It can be raised by 20 mm. Regardless of the Driving Experience Control settings, the vehicle can be raised at speeds of up to approximately 35 km/h. Above this speed, the vehicle is automatically lowered from its elevated position.

The **Dynamic Damper Control** makes it possible to ideally adjust the damper characteristics to suit any given driving situation, improving comfort and driving dynamics. In addition to the standard COMFORT setting for increased driving comfort, the SPORT program can also be selected for athletic damper settings.

Adaptive Mode is an intelligent and interactive function in Driving Experience Control. The Adaptive Mode influences the Dynamic Damper Control, the steering and Steptronic transmission, and it continually adapts the settings to suit the current driving situation. When in Adaptive Mode, the system takes account of numerous indicators such as kickdown, steering wheel movements and cruise control, along with the driver's individual style of driving. Furthermore, the system also relies on interaction with real-time navigation to shift into the correct gear in preparation for bends. In addition to Adaptive Mode, the driver can also select the SPORT, COMFORT or ECO PRO modes.


Integral Active Steering for vehicles with rear wheel drive combines steering for the rear wheels with a variable steering angle for the front axle. At speeds of up to around 60 km/h, the rear wheels turn opposite the front wheels. The seemingly shorter wheelbase reduces the turning radius and improves manoeuvrability and agility. Beginning around 60 km/h, the rear wheels turn parallel to the front wheels. The wheelbase seems longer, which improves stability as well as comfort – especially when changing lanes quickly or abruptly.

¹ Executive Drive Pro not available for BMW 740eLe iPerformance and BMW 740Le iPerformance xDrive.

BMW ConnectedDrive

So connected, you're free.

Every day our lives are becoming more and more connected. BMW drivers, however, enjoy better connections than most. The services that so effectively keep BMW vehicles in touch with the outside world, and the traffic in general, are grouped under one term – BMW ConnectedDrive. With **BMW ConnectedDrive Driver Assistance systems**, drivers can sit back, relax and enjoy the highest standards of safety and driving comfort. Whether it's driving, parking or a matter of visibility: intelligent innovations in the new BMW 7 Series provide reliable support at all times, making each and every drive a pleasant experience in every way.



DRIVING ASSISTANT AND DRIVING ASSISTANT PLUS.

The versatile support systems offered by the optional Driving Assistant and optional Driving Assistant Plus use sensors intelligently integrated into the vehicle to make travel in the BMW 7 Series as comfortable as possible. The Steering and Lane Control Assistant including Traffic Jam Assistant can be activated to support the driver in monotonous traffic. Up to 210 km/h, and on all types of road, the system provides comfortable steering support to keep the vehicle in the middle of the lane. Lateral control remains possible while active cruise control is functioning. Other systems included in the Driving Assistant and Driving Assistant Plus also offer noticeably safer driving. They include front and rear Crossing-traffic Warning to help prevent rear collisions and Lane Keeping Assistant with active side collision protection for a unique driving feel and a welcome sense of security. Enjoy technology at its most progressive – in your BMW 7 Series.

BMW ConnectedDrive Driver Assistance systems make travel in your BMW not only safer, but also more comfortable and convenient. Thanks to the intelligence of these technologies, you will experience just how innovative and easy driver assistance in your BMW 7 Series can be.



The optional **Remote Control Parking**¹ function allows the driver to conveniently step out of the vehicle and use the remote control to move it forward into a tight spot or garage or to reverse park. The driver activates the remote-controlled parking function from outside the vehicle via the standard BMW Display Key.



The optional full-colour **BMW Head-Up Display**² projects all relevant driving data into the driver's line of sight to enhance concentration and focus on the road ahead. Data including the current speed, navigation directions, Speed Limit Info including no-overtaking indicator and telephone and entertainment lists are displayed.



EXPERIENCE THE FASCINATION
OF BMW CONNECTED DRIVE IN
THIS SHORT FILM.

¹ Remote Control Parking not available for BMW 740e/Le iPerformance and BMW 740Le iPerformance xDrive. Further optional equipment is required for Remote Control Parking.
² The visuals in the Head-up Display are not fully visible when wearing polarised sunglasses. Functionality shown is dependent on equipment. Further optional equipment is required for the functions shown.

BMW ConnectedDrive

So connected, you're free.

With its diverse services and assistance systems, BMW ConnectedDrive is always ready with everything you need. **BMW ConnectedDrive Services & Apps** offer greater freedom by networking the driver, vehicle and outside world in a wide range of ways. You can access information, make phone calls or email and generally keep up to date while on the go.



BMW GESTURE CONTROL.

With BMW Gesture Control, selected functions can be operated through defined hand movements such as swiping or pointing. This allows you, for instance, to accept or reject incoming phone calls or adjust volume by simply circling your index finger.



BMW TOUCH COMMAND.

The BMW Touch Command is a tablet with a 7" display integrated into the rear center armrest. Networked with the vehicle's systems, it offers extensive settings and control options. It allows you, for example, to adjust the rear seats and front passenger seat, the air conditioning, ventilation and rear seat heating while also providing control of the Ambient lighting, the blinds for the glass sunroof and the roller sunblinds.

The **ConnectedDrive Navigation package***, including telephony with inductive charging¹ and a WLAN hotspot², keeps you seamlessly connected with the people and the things that matter to you most. And every function has been developed to enhance your driving experience. **ConnectedDrive Services** provides the foundation for intelligent BMW ConnectedDrive services, which offer the driver a wealth of information, entertainment and practical services on the move. These include news, online searches and office functions.



With the **BMW ConnectedDrive Store**, services and apps can be selected according to your exact personal needs at any time and from any place. Services and apps can also be booked after the vehicle purchase. Additionally, the duration of specific services can be extended as required. This could, for instance, be useful in the holiday season.



The **Concierge Service** connects the driver to a BMW Call Centre agent at the push of a button. The agent can locate a particular restaurant, the nearest cash dispenser or an emergency pharmacy and send the address details directly to the BMW navigation system.

* May not be available in all countries. Please consult your BMW partner.

¹ Inductive charging that meets the Qi standard allows for compatible mobile phones to be charged in the side smartphone holder in the centre console. Special charging cases are available from BMW Parts and Accessories for mobiles that do not comply with the Qi wireless charging standard.

² The WLAN hotspot enables on-board use of the internet at the maximum LTE standard. Usage incurs costs.

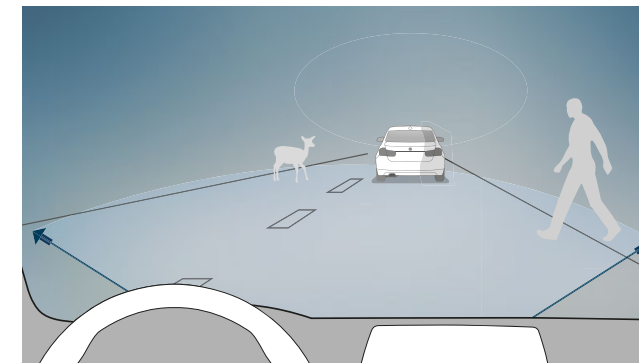
Lighting technology and safety. Optimal protection from the latest BMW innovations.

The new BMW 7 Series Saloon is full of cutting-edge technology that can always be relied on. Superb handling characteristics and innovative equipment come as standard, providing exactly the right support for any situation. It all means that you can feel safe in all road conditions.

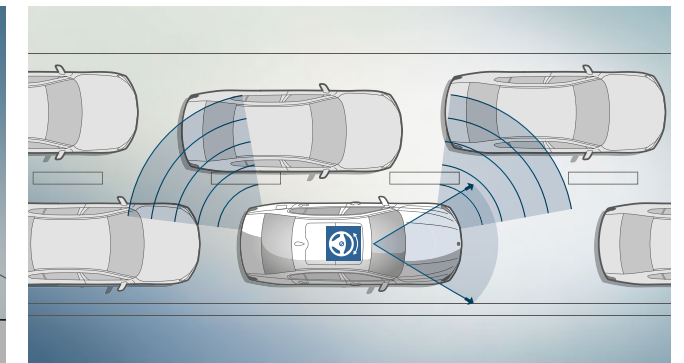


BMW LASERLIGHT.

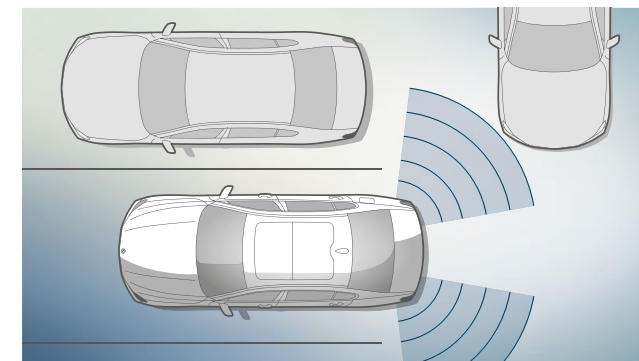
In laser high-beam mode, BMW Laserlight illuminates a range of up to 600 metres, nearly twice as far as that of conventional headlights. The extremely bright BMW Laserlight is also considerably more intense than conventional light sources. The result is greatly improved safety thanks to better night-time visibility. The equipment includes LED low-beam headlights and LED high-beams with a laser module. Headlights with BMW Laserlight feature blue design accents, as well as "BMW Laserlight" lettering, which differentiate them visually. BMW Laserlight also includes LED parking lights, LED daytime running lights, LED indicators, LED cornering lights, Adaptive headlights and BMW Selective Beam (dazzle-free High-beam assistant).



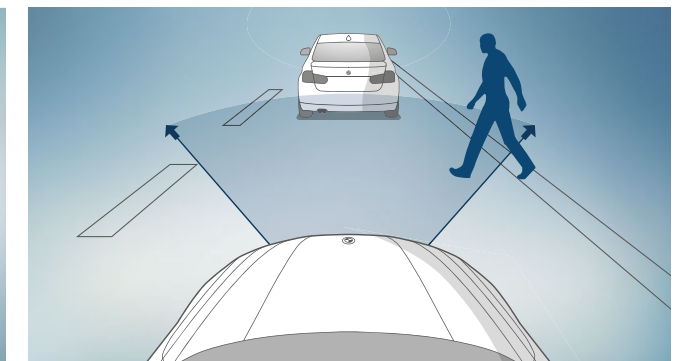
□ **BMW Night Vision** with person recognition makes people and large animals visible on the Control Display from a distance using heat imaging and illuminates them with the Dynamic Marker Light in the main headlight. An additional warning system is also automatically activated when the vehicle is started, regardless of the status of the imaging display.



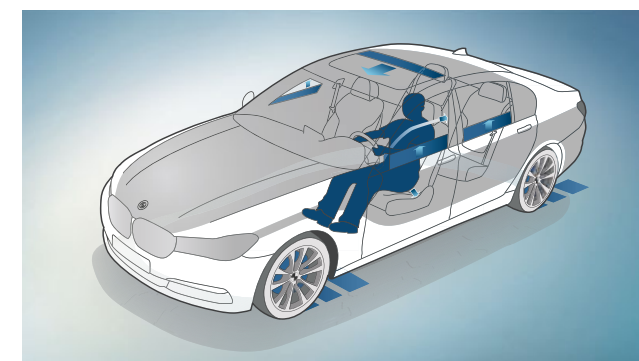
□ Driving Assistant Plus includes **Lane Keeping Assistant with active side collision protection**. This actively intervenes in steering to prevent the vehicle from leaving the lane unintentionally, or colliding with objects to the side of the vehicle.



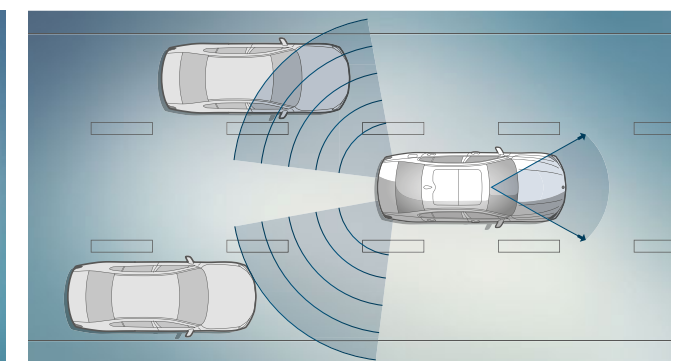
□ **Crossing-traffic warning, rear, and Rear collision prevention** from the Driving Assistant warns of approaching traffic when visibility is poor and detects the threat of a collision. Warning indicators alert following traffic of a potential impact.



□ While **Approach control warning with full city braking¹** detects vehicles, **Pedestrian warning¹** reacts to people in the road. At the same time, the brakes are pre-conditioned for faster responsiveness. If a collision is imminent, the system initiates full braking.



■ **Active Protection** warns the driver if it detects signs of tiredness, intervenes in critical situations and brakes the car to a standstill after an accident.



□ At speeds of over 70 km/h, **Lane Departure Warning¹** recognises lane markings and draws the driver's attention to an unintentional lane change by means of vibration in the steering wheel. If a vehicle enters the driver's blind spot, **Lane Change Warning¹** alerts the driver with a vibration in the steering wheel and a blinking symbol on the wing mirror.

Comfort and ambience. Relaxation at the highest level.

Whoever takes a seat in the new BMW 7 Series will be immersed in the utmost comfort. The finest materials and perfect workmanship can be seen, and felt, everywhere. There is also innovation that promises absolute enjoyment on every journey and an exclusive atmosphere. Lean back and find out just how relaxing travel can be.



SKY LOUNGE PANORAMIC GLASS SUNROOF.

The Sky Lounge panoramic glass sunroof¹ gives passengers a clear view of the sky day and night, while an abundance of light creates a generous, open sense of space. There are also various roller sunblinds² that provide pleasant shade from direct sunlight. The rear windscreen and each of the rear side windows feature electric sunblinds², complemented by ambient lighting accents¹ in the rear doors. In darkness, an atmospheric, lounge-like mood is created by a design comprising more than 15,000 light elements in the panoramic glass sunroof. The light can be switched between the six colours of the Ambient interior lighting. The roof also offers a variety of options for ventilation with its slide and lift functions. Additionally, an integrated, automatically extending wind deflector protects passengers from draughts during a drive.

EXECUTIVE LOUNGE.

The Executive Lounge¹ presents a new world of luxury in and around the seat behind the front passenger. The Comfort seat itself features a massage function and various electric adjustment possibilities for exceptionally relaxing and pleasant travel. For maximum legroom, the front passenger seat can be moved forward and the backrest and headrest folded forwards. Additionally, an electric folding and adjustable footrest at the base of the front passenger seat provides a particularly comfortable resting position. There is also a folding table, the BMW Touch Command tablet integrated into the charging holder in the rear console and the Rear-seat entertainment Experience. So many possibilities – to be enjoyed entirely on your own terms.

¹ Only available for the long-wheelbase BMW 7 Series.

² Sunblinds including ambient lighting accents for the rear doors and the sunblind for the rear windscreen are optional. The rear windscreen sunblind is standard with the long-wheelbase BMW 7 Series.



INDIVIDUALITY AND CHOICE.

EQUIPMENT: Design Pure Excellence, M Sport Package and BMW Individual, equipment highlights, wheels and tyres, Original BMW Accessories.

COLOURS: Exterior and interior colour worlds.

TECHNICAL DATA: Weight, engines, power transmission, performance, fuel consumption, wheels and dimensions.

BMW SERVICE: BMW Service, BMW Financial Services and BMW Experience.

THE NEW BMW 7 SERIES.



[01] The BMW 730d¹ in the optional Arctic Grey brilliant effect exterior colour and with optional 20" BMW Individual light alloy wheels V-spoke style 649 I, forged, in Bicolour with mixed runflat tyres.

[02] Electroplating on the radio and air-conditioning controls as well as the multifunction buttons on the standard Sport leather steering wheel along with workmanship of the highest quality make the cockpit unique.



[03]

[03] The BMW 740Li in the optional Jatoba metallic exterior colour with optional 19" light alloy wheels Double-spoke style 630. Wheels: 8.5 J x 19. Tyres: 245/45 R 19.

[04] Classically elegant design: the optional rear Comfort seats in optional Zagora Beige exclusive Nappa leather in combination with the fine-wood Finition high-gloss interior trim.

[05]

[05] 19" light alloy wheels V-spoke style 620. Wheels: 8.5 J x 19. Tyres: 245/45 R 19 (optional).

[06] 20" light alloy wheels V-spoke style 628, Bicolour with mixed tyres and runflat properties. Front: 8.5 J x 20 with 245/40 R 20 tyres. Rear: 10 J x 20 with 275/35 R 20 tyres (optional).

¹ Shown here with optional BMW Laserlight.

PURE EXCELLENCE DESIGN.

■ Standard equipment □ Optional equipment

Interior equipment¹:

- Sport leather steering wheel
- Headliner in Ivory White, Canberra Beige or Mocha exclusive Alcantara
- Extended wood features: inlays for the roof grab handles, finisher for the cupholder in the rear centre armrest and rear seatbelt withdrawal finishers
- High-pile rear floor mats
- Ambient lighting

Exterior equipment¹:

- Front bumper with specific design elements in chrome and unique grid geometry for the air inlets
- Rear bumper with specific design elements in chrome
- Tailpipe trim with additional chrome
- Specially designed brakes with Silver anodised calipers and clips with BMW lettering
- Fog lights
- Ambient lighting



[01 | 03] The BMW 750Li xDrive² with Pure Excellence Design in the optional Magellan Grey metallic exterior colour.

[04] 20" light alloy W-spoke style 646 wheels, high-gloss polished with mixed tyres and runflat properties. Front: 8.5 J x 20 with 245/40 R 20 tyres. Rear: 10 J x 20 with 275/35 R 20 tyres.

[02] Sophisticated yet subtle details including the wood applications in the rear seatbelt outlets, the roof grab handles and the cupholder in the rear centre armrest create a strong sense of exclusivity. Shown here in the optional fine-wood trim Ash Grain Chestnut with wood inlay.

¹ The Pure Excellence Design and the M Sport package combine perfectly with the BMW Individual Collection (see pages 56 | 57).

² Shown here with optional BMW Laserlight.

³ Design elements in Chrome dark and tailpipe trim in Chrome dark available in conjunction with BMW Individual High Gloss Shadow Line.

⁴ Optionally available for the BMW 750Li in conjunction with the M Sport package.

Optional and standard equipment vary according to country.

M SPORT PACKAGE.


powered by

M Sport package interior equipment¹:

- M doorsill finishers (illuminated) and M driver footrest
- Comfort seats, front, including massage function for driver and front passenger in Black Dakota leather/Black M piping; other upholstery available
- Sport leather steering wheel
- Steptronic Sport transmission
- BMW Individual headliner Anthracite, or optional Alcantara Anthracite
- Fine-wood interior trim in Fineline Black with high-gloss metal effect; other upholstery available
- Colour-variable Ambient lighting
- Car key with exclusive M designation

M Sport package exterior equipment¹:

- M Aerodynamics package with front apron, side skirts and rear apron with diffuser insert in Dark Shadow metallic
- 19" M light alloy Double-spoke style 647 M wheels with mixed tyres, or optional 20" M light alloy Double-spoke style 648 M wheels with mixed tyres
- LED fog lights
- M designation on the sides
- Tailpipe trim in Chrome Silver, or in Chrome dark³
- Exclusive paint finish in Carbon Black or Singapore Grey metallic; other paint finishes available
- M Sport exhaust system with distinctive sound character⁴
- Specific design elements in Chrome Silver, or Chrome dark



[01 | 03] The BMW 750Li xDrive with M Sport package in the optional Mineral White metallic exterior colour and High-gloss Shadow Line.

[04] 20" M light alloy Double-spoke style 648 M wheels, Bicolour with mixed tyres and runflat properties. Front: 8.5 J x 20 with 245/40 R 20 tyres. Rear: 10 J x 20 with 275/35 R 20 tyres.

[02] The standard eight-speed Steptronic Sport transmission in combination with the Sport leather steering wheel with gearshift paddles provides exceptional shifting comfort and palpable dynamics.



M GENES INCLUDED. BMW M760Li xDrive.

As the flagship model in the BMW 7 Series Saloon line-up, the BMW M760Li xDrive impresses with a host of high-quality design elements, including twin-look tailpipes, "V12" designation on the C-pillars, wing mirror caps in Cerium Grey and the optional M rear spoiler in the body colour. The interior offers a sporty reception thanks to illuminated doorsill finishers in aluminium and featuring "V12" lettering. The instrument panel has the exclusive "M760Li xDrive" designation and a speedometer scale with a 330 km/h limit. As for touches of luxury, these include the Finition Black fine wood with high-gloss metal-effect trim, Comfort seats in Nappa leather and "V12" lettering on the centre console and the Touch Command.



BMW M760Li xDrive interior equipment:

- Illuminated entry sills in aluminium, with "V12" designation
- Comfort seats in Leather 'Nappa', alternatively in BMW Individual full leather trim 'Merino' finely structured, Cashmere Beige, other upholsteries available
- M Leather steering wheel with multifunction buttons, other steering wheels available
- BMW Individual headliner Alcantara Anthracite, other headliner options available
- Exclusive instrument cluster with "M760Li xDrive" designation and 330 km/h speedometer gauge
- Interior trim finishers in fine-wood trim 'Finition' Black with metal effect high-gloss, other trims available
- "V12" designation on the centre console and on the Touch Command

BMW M760Li xDrive exterior equipment:

- BMW kidney grille with exclusively designed front sides of the vertical slats in Cerium Grey, sides in high-gloss Black, grille frame in Cerium Grey
- Front bumper with specific design elements in Cerium Grey and enlarged air inlet trim without fog lights
- 20" M light alloy wheels Double-spoke style 760 M with mixed tyres in Cerium Grey, matt, gloss-lathed, other wheels available
- M Sport brake caliper, blue finish
- Designation on the side with M logo in Cerium Grey
- Mirror caps in Cerium Grey
- Air Breather, decorative door elements and trim strips in door handles in Cerium Grey
- Tailgate trim strip in Cerium Grey
- M sports exhaust system with diamond-shaped tailpipe trim with divider in double tailpipe optic in Cerium Grey
- Engine compartment cover with BMW M Performance designation
- M rear spoiler in body colour
- "V12" designation in Cerium Grey on the C-pillars
- "M760Li" and "xDrive" designation in Cerium Grey on rear
- BMW Individual paint finish Frozen Dark Brown metallic, other paintworks available



M GENES INCLUDED.

BMW M760Li xDrive V12 Excellence model.

The BMW M760Li xDrive V12 Excellence model offers a uniquely stylish combination of high-quality interior and exterior details combined with the powerful V12 engine from the M Performance TwinPower Turbo family. Inside, extended fine-wood features, high-pile floor mats and a headliner in exclusive Alcantara underscore the exclusive ambience. The “V12” designation on the centre console and the Touch Command, meanwhile, is a subtle reminder of the dynamic power available. As for the exterior, the classically dynamic contours of the BMW 7 Series Saloon are accentuated by specific design elements in chrome on the front and rear bumpers, special tailgate trim and individual, twin-look tailpipes with dividing bars.



The interior equipment for the BMW M760Li xDrive V12 Excellence model includes the following features from the design package Pure Excellence:

- Extended wooden features: roof handles with wooden inlays, trim on the cupholder in the centre armrest and the trim on the seat-belt outlets in the rear
- Floor mats in high pile in the rear

Further design features for the interior:

- Illuminated entry sills in aluminium, with “V12” designation
- Comfort seats in Leather ‘Nappa’, alternatively in BMW Individual full leather trim ‘Merino’ finely structured, Smoke White with Viola dark highlights, other upholsteries available
- BMW Individual leather steering wheel with wooden inlays, other steering wheels available
- BMW Individual headliner Alcantara Smoke White, other headliner options available
- Instrument cluster with “V12” designation
- “V12” designation on the centre console and on the Touch Command
- BMW Individual interior trim Piano finish Black, other interior trims available

The exterior equipment for the BMW M760Li xDrive V12 Excellence model includes the following features from the design package Pure Excellence:

- Front bumper with specific design elements in Chrome and unique grid geometry for the air inlets
- Rear bumper with specific design elements in Chrome


Further design features for the exterior:

- BMW Individual paint finish Ruby Black metallic, other paintworks available
- 20" light alloy wheels W-spoke style 646 with mixed tyres, high-gloss polished, other wheels available
- Front and rear brake callipers in Black high-gloss
- Engine compartment cover with BMW M Performance designation
- “V12” designation in Chrome on the C-pillars and at the rear
- Discreet tailpipe design with diamond-shaped trim and divider in Chrome for a double-tailpipe look
- “xDrive” designation in light Chrome at the rear



BMW INDIVIDUAL. THE EXPRESSION OF PERSONALITY.

It's only luxury when you say so. The BMW Individual Collection offers a seemingly limitless repertoire of possibilities for you to make your vision a reality in the new BMW 7 Series. Choose from special paint finishes, hand-crafted leather, interior trims and other equipment details. It's all, of course, of the highest quality and available in a diverse range of colours, allowing you to raise the standards of exclusivity and aesthetics to levels that correspond perfectly with your own personal wishes. The BMW Individual Collection, for many reasons, is undoubtedly impressive. If, however, you are seeking yet greater levels of personalisation and even the most specific, hand-made items, look no further than the BMW Individual Manufaktur. BMW Individual – luxury, as defined by you.



EXPERIENCE BMW INDIVIDUAL INTERACTIVE.
WITH THE BMW INDIVIDUAL APP FOR IOS AND ANDROID.



EXPERIENCE THE
EXCLUSIVITY OF BMW INDIVIDUAL
IN THIS SHORT FILM.

The BMW Individual paint finish Almandine Brown metallic in perfect harmony with the 20" BMW Individual light alloy wheels V-spoke style 649 I – forged and painted in Bicolour for an exclusive appearance.

BMW Individual full fine-grain Merino leather and Alcantara headliner in Tartufo along with the interior trim Piano finish Black and the BMW Individual cool box, integrated behind the rear centre console.

THE BMW 7 SERIES. INSPIRED BY BMW INDIVIDUAL.

The BMW Individual optional equipment meets the most exacting standards, while allowing you to create a particularly personal statement. It is distinguished by the highest quality, perfect workmanship and overall aesthetic harmony. The BMW Individual full fine-grain Merino leather, crafted from pristine hides, is one notable example. Others include the BMW Individual headliner in Alcantara as well as the Piano finish Black interior trim and leather steering wheel with applications in the same striking finish. Thanks to its captivating reflective qualities, the BMW Individual paint finish Almandine Brown metallic with special pigmentation is equally impressive. This, combined with two-tone 20" light alloy wheels, shows how BMW Individual embodies perfection in every way – inside and out.



EQUIPMENT HIGHLIGHTS.

■ Standard equipment □ Optional equipment



01 □



03 □



07 □



08 □



10 □



02 □



04 □



05 □



06 □



09 □



11 □



13 □



12 □



14 □

[01] The rear massage function enhances passenger well-being through targeted muscle activation and relaxation.

[03] The Comfort seats¹ including massage function for driver and front passenger can be electrically adjusted in a variety of ways and provide a perfect seating position for a relaxed arrival.

[02] The Ambient Air package comprises a fragrance dispersal function and an air ionisation feature. There are eight fragrances to choose from, each specially composed for the vehicle.

[04] The Automatic air conditioning with four-zone control allows individual climate comfort for the driver and front passenger and also the right and left rear passengers. The front control unit features a full-colour display.

[05] The BMW Display Key shows various information about the vehicle's status and allows selected functions to be controlled via an integrated touch-screen.

[06] Preparation for Apple CarPlay² supports the convenient and secure wireless use of an iPhone[®] via the vehicle's user interface.^{2,3}

[07] The full-colour BMW Head-Up Display⁴ projects all relevant driving data into the driver's line of sight. The display is 70% larger than the previous version.

[08] BMW Gesture Control – which complements the iDrive Touch Controller – allows for specified functions to be operated with hand movements.

[09] Telephony with wireless charging⁵ provides, among other features, a wireless charging dock, Bluetooth, USB and NFC interfaces and Bluetooth Office.

[10] The ConnectedDrive Navigation package⁶ comprises the Professional Navigation system including the touch function, telephony with wireless charging⁵, the Concierge Service, RTTI, WLAN hotspot⁶, Remote Services and BMW Online.

[11] The Bowers & Wilkins Diamond surround sound system delivers output of 1,400 watts and outstanding studio-quality audio throughout the entire vehicle.

[12] The iDrive Touch Controller (part of the Professional Navigation system): intuitive control via the iDrive Controller touchpad.

[13] The removable, electric BMW Individual cool box is integrated into the rear seat backrest and has a capacity of 15 litres.⁷ It can store one small and two large bottles.⁸

[14] The Heat Comfort package warms the seats and steering wheel rim to a pleasant temperature for increased comfort, particularly on cold days.

¹ Picture shows Comfort seats. Stitching in the seat backs and seat surfaces only available in conjunction with exclusive extended Nappa leather.

² ConnectedDrive Services, the Professional Navigation system and Convenience telephony with extended smartphone connectivity are required for use.

³ Compatibility and functionality of the iPhone[®] with Apple CarPlay[®] is dependent on model year and installed software version.

⁴ The visuals in the Head-up Display are not fully visible when wearing polarised sunglasses. Functionality shown is dependent on equipment. Further optional equipment is required for the functions shown.

⁵ Inductive charging that meets the Qi standard allows for compatible mobile phones to be charged in the side smartphone holder in the centre console. Special charging cases are available from BMW Parts and Accessories for mobiles that do not comply with the Qi wireless charging standard.

⁶ The WLAN hotspot enables on-board use of the internet at the maximum LTE standard. Usage incurs costs.

⁷ When integrated into the luggage compartment, the volume is reduced by approx. 50 litres.

⁸ Not available for BMW 740eLe iPerformance and BMW 740Le iPerformance xDrive.

* May not be available in all countries. Please consult your BMW partner. Optional and standard equipment vary according to country.

EQUIPMENT HIGHLIGHTS.

■ Standard equipment □ Optional equipment



01 □



03 ■



02 □



04 □



06 □



05 □



07 ■



08 □



09 ■



11 ■



10 □



12 ■



13 ■

[01] BMW Touch Command offers fully-integrated operation possibilities, from rear seat comfort functions to entertainment.

[03] Ambient lighting, including the Welcome Light Carpet feature, creates a relaxed interior atmosphere.¹

[06] The electric glass roof², with slide and lift function, allows passengers to regulate air flow according to preference, while ensuring draught-free ventilation and low wind noise.

[02] The Rear-seat entertainment Experience includes the BMW Touch Command, a Blu-ray player and an HDMI connection for all-round enjoyment.

[04] The Sky Lounge panoramic glass sunroof³ creates a generous sense of space and, at night, provides an atmospheric mood with an LED-based light design that can be switched between six colours.

[05] The rear Comfort seats are electrically adjustable in several ways and offer optimum all-round support, which is particularly welcome on long journeys.

[07] The Welcome Light Carpet function illuminates the area in front of the car doors in white, creating an elegantly hospitable impression.

[08] Compared with conventional systems, Adaptive LED headlights including cornering lights and BMW Selective Beam (anti-dazzle High-beam assistant) provide significantly better illumination and visibility in every driving situation.

[09] The Air Breather channels air to the front wheels, which reduces air resistance and thereby fuel consumption and CO₂ emissions.

[10] When the high beams are on, BMW Laserlight doubles maximum illumination range, reaching up to 600 metres. Includes Adaptive headlights and BMW Selective Beam (anti-dazzle High-beam assistant).

[11] The Active air stream kidney grille features visible air vents that electronically open and close according to the cooling requirements.

[12] Wing mirrors: top sections in body colour and lower sections in chrome, electrically adjustable and heated, aspheric, automatic anti-dazzle function, integrated with the chrome trim.

[13] The LED rear lights are split into two parts, with LED technology featured in the tail lights, brake lights, turn indicators and reversing lights.

¹ Shown here with Ambient lighting accent, a component of the roller sunblinds option for the long-wheelbase BMW 7 Series.

² Standard for the long-wheelbase BMW 7 Series.

³ Only available for the long-wheelbase BMW 7 Series.

EQUIPMENT HIGHLIGHTS.

■ Standard equipment □ Optional equipment



[01] Harman Kardon surround sound system with 600-watt digital amplifier, nine-channel vehicle-specific equalising and 16 loudspeakers.

[02] Surround View is a visual parking aid featuring the camera-based functions Rear View camera, Top View, Panorama View and 3D View.

[03] The Parking Assistant, including longitudinal guidance, fully automatically parallel parks the vehicle in roadside spaces.

[04] Remote Control Parking¹ allows the driver to park into or pull out of a space using a remote control from outside the vehicle.

[05] The Steering and lane control assistant including Traffic jam assistant² can be activated to support the driver in monotonous traffic situations. At speeds of up to 210 km/h on all road surfaces, the system conveniently supports steering and keeps the vehicle in the centre of its lane. Steering support is possible with or without Active cruise control.

[06] Lane Keeping Assistant with active side collision protection² supports the driver by helping to prevent the vehicle from leaving lane unintentionally or colliding with objects to the side.

[07] The leather steering wheel with wood application³ features a partial wood trim and an impact absorber finished in Nappa leather with contrast stitching.

[08] With its thinner rim and contoured thumbrests, the Sport leather steering wheel is perfectly shaped and has a very pleasant grippy feel.

[09] The BMW Individual leather steering wheel³ with fine-wood applications and the BMW Individual emblem integrates perfectly with each respective BMW Individual interior trim.

[10] Driving Experience Control lets the driver choose between the standard COMFORT, ECO PRO (geared towards greater efficiency), SPORT and Adaptive modes.

[11] Adaptive Mode is an intelligent function of Driving Experience Control. It adapts numerous settings to suit the situation and the driving style.

[12] The Multifunctional instrument panel with a 12.3" display using Black Panel technology offers an impressive presentation of the gauges and other instruments.

[13] Instrument panel using Black Panel technology, with four analogue gauges and a high-resolution 8.8" display.



EXPERIENCE THE
BMW DISPLAY KEY FUNCTIONS
IN THIS SHORT FILM.

Optional and standard equipment vary according to country.

¹ Remote Control Parking not available for BMW 740e/Le iPerformance and BMW 740Le iPerformance xDrive. Further optional equipment is required for Remote Control Parking.

² Included with the Driving Assistant Plus option.

³ Available in conjunction with selected interior trims.

WHEELS AND TYRES.

■ Standard equipment □ Optional equipment



[01] 20" light alloy wheels V-spoke style 628¹, Bicolour, with mixed tyres and runflat properties. Front: 8.5 J x 20 with 245/40 R 20 tyres. Rear: 10 J x 20 with 275/35 R 20 tyres.

[02] 17" light alloy wheels Turbine styling 645^{1,2}, Bicolour, BMW EfficientDynamics. Wheels: 7.5 J x 17. Tyres: 225/60 R 17. The design helps to reduce fuel consumption and CO₂ emissions.

[03] 18" light alloy wheels V-spoke style 642¹. Wheels: 8 J x 18. Tyres: 245/50 R 18.

[04] 18" light alloy wheels Multi-spoke style 619^{1,3} with runflat tyres. Wheels: 8 J x 18. Tyres: 245/50 R 18.

[05] 19" M light alloy wheels Double-spoke style 647 M, Bicolour with mixed tyres and runflat properties. Front: 8.5 J x 19 / 245/45 R 19. Rear: 9.5 J x 19 / 275/40 R 19.

[06] 18" light alloy wheels W-spoke style 643¹ with runflat properties. Wheels: 8 J x 18. Tyres: 245/50 R 18.

[07] 19" light alloy wheels Double-spoke style 630¹. Wheels: 8.5 J x 19. Tyres: 245/45 R 19.

[08] 20" BMW Individual light alloy wheels V-spoke style 649 I, Bicolour and forged with mixed tyres and runflat properties. Front: 8.5 J x 20 with 245/40 R 20 tyres. Rear: 10 J x 20 with 275/35 R 20 tyres.

[09] 17" light alloy wheels V-spoke style 618^{1,4}. Wheels: 7.5 J x 17. Tyres: 225/60 R 17.

¹ Not available for M760Li xDrive.
² Not available for 750iLi xDrive.
³ Standard for 740d/Ld xDrive, 740iLi, 750iLi, 750iLi xDrive, 740eLe and 740Le xDrive.
⁴ Standard for 730d/Ld, 730d/Ld xDrive. Not available for 750iLi, 750iLi xDrive, 740eLe and 740Le xDrive.
⁵ Picture shows BMW 750Li with optional 21" light alloy wheels Multi-spoke style 629, Bicolour, with mixed tyres and runflat properties. Front: 8.5 J x 21 with 245/35 R 21 tyres. Rear: 10 J x 21 with 275/30 R 21 tyres.

Optional and standard equipment vary according to country. These and many more wheels and tyres can be found under Original BMW Accessories at www.bmw.com/accessories

ORIGINAL BMW ACCESSORIES.



[01] BMW roof rack – particularly easy to fit and compatible with all BMW roof rack attachments and roof boxes. Featuring an anti-theft locking system.⁵

[02] Travel & Comfort system base carrier – provides support, using the front headrest, for a clothes hanger, a folding table, universal hook or a holder for an Apple iPad or Samsung Galaxy Tab.

[03] Key case – the custom-fit Nappa leather sleeve protects the BMW Display Key.

[04] Fitted luggage compartment mat – in black, this perfectly fitting, anti-slip and durable mat protects from dirt and moisture. With an elegant, chrome-finished "7" insert.

[05] The 21" BMW M Performance light alloy wheels are forged and have a gloss black, burnished finish. RDC complete wheel set with mixed, runflat tyres.

[06] The high-quality travel rug, with one beige and one dark brown side, is made in 100% extra-fine new wool (Merino) and has a Jacquard weave.

[07] All-weather floor mat – tailor-made protection from damp and dirt in the front footwell. Finished in Canberra Beige and with a chrome insert to perfectly complement the interior.

Discover a wealth of innovative ideas for the exterior, interior, communication and information as well as transport and luggage solutions. Your BMW partner will be pleased to advise on the complete range of Original BMW Accessories and also provide a special brochure. For further information, please visit www.bmw.com/accessories

EXTERIOR COLOURS.

■ Standard equipment □ Optional equipment



■ Non-metallic 668 Black



□ Non-metallic 300 Alpine White¹




□ Metallic 475 Black Sapphire²



□ Metallic A96 Mineral White²

M SPORT PACKAGE




□ Metallic 416 Carbon Black³


BMW INDIVIDUAL



□ BMW Individual X04 Moonstone metallic



□ BMW Individual X14 Almandine Brown metallic




□ BMW Individual X03 Ruby Black metallic




□ Metallic A83 Glacier Silver²



□ Metallic A72 Cashmere Silver




□ Metallic C2P Atlas Cedar



□ Metallic C26 Magellan Grey²



□ Metallic B41 Singapore Grey³



□ BMW Individual S34 Azurite Black metallic




□ BMW Individual 490 Brilliant White metallic




□ BMW Individual 490 Pure metal Silver



□ Metallic C27 Arctic Grey brilliant effect




□ Metallic A89 Imperial Blue brilliant effect




□ Metallic B65 Jatoba



□ Metallic A90 Sophisto Grey brilliant effect



□ BMW Individual 490 Aventurine Red metallic



□ BMW Individual 490 Frozen Dark Brown metallic



□ BMW Individual 490 Frozen Arctic Grey metallic

¹ Available as standard for the M Sport package.

² Also optionally available for the M Sport package.

³ Only available in conjunction with the M Sport package.













Optional and standard equipment vary according to country.

[Colour samples] These colour samples are intended as an initial guide to the colours and materials available for your BMW. Experience has shown, however, that printed versions of paint, upholstery and interior trim colours cannot in all cases faithfully reproduce the appearance of the original colour. Please discuss your preferred colour choices with your BMW Retailer. There, you can also see original samples and be assisted with any requests.

INTERIOR COLOURS.








■ Standard equipment □ Optional equipment

UPHOLSTERY COLOURS





			
■ Dakota leather Ivory White ¹	■ Dakota leather Canberra Beige ²		
			
■ Dakota leather LCRI Cognac	■ Dakota leather LCMY Mocha		
			
■ Dakota leather LCSW Black	■ Dakota leather LCMi Black with M piping ^{3,4}		
			
□ Exclusive extended Nappa leather Ivory White ^{4,5}	□ Exclusive extended Nappa leather Canberra Beige ^{4,6}		
			
□ Exclusive extended Nappa leather NAFZ Zagora Beige ⁴	□ Exclusive extended Nappa leather NARI Cognac ⁴	□ Exclusive extended Nappa leather NAMY Mocha ⁴	□ Exclusive extended Nappa leather NASW Black ⁴



INTERIOR TRIMS

		
■ 4K2 Fine-wood trim Finesline high-gloss with aluminium embellisher	□ 4BP Fine-wood trim Poplar Grain light	□ 4AS Fine-wood trim Poplar Grain Grey
		
□ 4AY Fine-wood trim American Oak bright with metal inlay	□ 4AX Fine-wood trim Ash Grain Chestnut with wood inlay	□ 4B7 Fine-wood trim Finesline high-gloss
		
□ 4LM Fine-wood trim Finesline Black, high-gloss with metal effect		

INTERIOR COLOURS








Black

Ivory White

Canberra Beige

Dark Coffee⁸

Please note that even normal long or short-term use can lead to permanent upholstery damage. This can be caused in particular by non-colourfast clothing.





The interior colour is dependent on the chosen upholstery colour. Optional and standard equipment vary according to country.

BMW INDIVIDUAL UPHOLSTERY COLOURS









	
□ BMW Individual full fine-grain Merino leather ZBRJ Smoke White/Viola dark ⁴	□ BMW Individual full fine-grain Merino leather ZBFU Smoke White/Black ⁴
	
□ BMW Individual full fine-grain Merino leather ZBKS Cashmere Beige ⁴	□ BMW Individual full fine-grain Merino leather ZBCR Caramel ⁴
	
□ BMW Individual full fine-grain Merino leather ZBFQ Fiona Red ⁴	□ BMW Individual full fine-grain Merino leather ZBTQ Tartufo ⁴

BMW INDIVIDUAL INTERIOR TRIMS

			
□ BMW Individual interior trim XEA Fine-wood trim Eucalypts straight-grained Smoke Brown high-gloss	□ BMW Individual interior trim XEB Fine-wood trim Ash Grain Black Red high-gloss	□ BMW Individual interior trim XE7 Piano finish Black	□ Viola dark

BMW INDIVIDUAL INTERIOR COLOURS

BMW INDIVIDUAL HEADLINER

			
□ BMW Individual headliner XD5 Alcantara Smoke White ⁹	□ BMW Individual headliner XD5 Alcantara Oyster ⁹	□ BMW Individual headliner XD5 Alcantara Caramel ⁹	□ BMW Individual headliner XD5 Alcantara Tartufo ⁹
			
□ BMW Individual headliner 776 Alcantara Anthracite	□ BMW Individual headliner 775 Anthracite		

¹ Available with different interior colours. LCEX with Ivory White plus instrument panel and door panels in Black. LCEQ with Ivory White plus instrument panel and door panels in Dark Coffee. LCEW with Black.
² LCCY with the interior colour Canberra Beige plus instrument panel and door panels in Black.
³ LCDQ with the interior colour Canberra Beige plus instrument panel and door panels in Dark Coffee.
⁴ Only available in conjunction with M Sport package.
⁵ Only available in conjunction with Comfort seats, front.

⁶ Available with different interior colours. NAEQ with Ivory White plus instrument panel and door panels in Black. NAEW with Ivory White plus instrument panel and door panels in Dark Coffee. NAEW with Black.
⁷ NADQ with Canberra Beige plus instrument panel and door panels in Dark Coffee.
⁸ Not available in conjunction with Pure Excellence interior design package.
⁹ Dark Coffee equipment applies to the instrument panel and the door panels.
⁹ Only available in conjunction with BMW Individual full fine-grain Merino leather.

		740i/Li 740Li xDrive	750i/Li 750i/Li xDrive	M760Li xDrive	730d/Ld 730d/Ld xDrive	740d/Ld xDrive	750d/Ld xDrive	740e/Le 740Le xDrive
--	--	-------------------------	---------------------------	---------------	---------------------------	----------------	----------------	-------------------------

Weight								
Unladen weight EG ²	kg	1800/1845	1895/1940	–	1830/1870	–	–	1975/2015
Unladen weight EG ² (xDrive)	kg	1900	1945/1990	2180 ¹	1900/1945	1935/1975	2015/2055	2075
Max. permissible weight	kg	2400/2445	2515/2555	–	2450/2490	–	–	2585/2600
Max. permissible weight (xDrive)	kg	2500	2575/2615	– ¹	2540/2580	2530/2570	2630/2670	2655
Permitted load	kg	675/675	695/690	–	695/695	–	–	685/660
Permitted load (xDrive)	kg	675	705/700	– ¹	715/710	670/670	690/690	655
Permitted trailer load, unbraked ³	kg	750/750	750/750	–	750/750	–	–	–
Permitted trailer load, unbraked (xDrive) ³	kg	750	750/750	– ¹	750/750	750/750	750/750	–
Permitted trailer load, braked, max. 12% gradient ⁴ /max. 8% gradient ⁵	kg	2100/2100	2100/2100	–	2100/2100	–	–	–
Permitted trailer load, braked, max. 12% gradient (xDrive) ⁴ /max. 8% gradient (xDrive) ⁵	kg	2300/2300	2300/2300	– ¹	2100/2100	2300/2300	2300/2300	–/–
Luggage compartment capacity min.-max.	l	515	515	515 ¹	515	515	515	420

Engine ⁵								
Cylinders/valves		6/4	8/4	12/4 ¹	6/4	6/4	6/4	4/4
Capacity	cc	2998	4395	6592 ¹	2993	2993	2993	1998
Max. output/engine speed	kW/rpm	240 (326)/ 5500–6500	330 (450)/ 5500–6000	448 (610)/ 5250–6000 ¹	195 (265)/ 4000	235 (320)/ 4000	294 (400)/ 4400	190 (258)/ 5000–6500
Max. torque/engine speed	Nm/rpm	450/ 1380–5000	650/ 1800–4500	800/ 1500–5000 ¹	620/ 2000–2500	680/ 1750–2250	760/ 2000–3000	400/ 1550–4400

Power transmission								
Drive configuration		Rear-wheel/ xDrive	Rear-wheel/ xDrive	xDrive	Rear-wheel/ xDrive	xDrive	xDrive	Rear-wheel/ xDrive
Standard transmission		Eight-speed Steptronic	Eight-speed Steptronic	–	Eight-speed Steptronic	–	–	Eight-speed Steptronic
Standard transmission (xDrive)		Eight-speed Steptronic	Eight-speed Steptronic	Eight-speed Steptronic	Eight-speed Steptronic	Eight-speed Steptronic	Eight-speed Steptronic	Eight-speed Steptronic

Performance								
Top speed	km/h	250 ⁴	250 ⁴	–	250 ⁴	–	–	250
Top speed (xDrive)	km/h	250 ⁴	250 ⁴	250 ^{1,4}	250 ⁴	250 ⁴	250 ⁴	250
Top speed, electric	km/h	–	–	–	–	–	–	140/140
Top speed, electric (xDrive)	km/h	–	–	–	–	–	–	140
Acceleration 0–100 km/h	s	5.5/5.6	4.7/4.7	–	6.1/6.2	–	–	5.4/5.5
Acceleration (xDrive) 0–100 km/h	s	5.2	4.4/4.5	3.7 ¹	5.8/5.9	5.2/5.3	4.6/4.7	5.3

Fuel consumption ^{5,6,7}								
Urban	l/100 km	9.4–9.7/9.4–9.7	11.1–11.4/11.3–11.6	–	5.3–5.8/5.5–5.9	–	–	–/–
Urban (xDrive)	l/100 km	10.0–10.3	11.4–11.6/11.6–11.9	– ¹	5.7–6.1/5.7–6.1	6.4–6.6/6.6–6.8	6.6–6.9/6.6–6.9	–
Extra urban	l/100 km	5.3–5.5/5.3–5.5	6.1–6.2/6.2–6.3	–	4.0–4.4/4.1–4.4	–	–	–/–
Extra urban (xDrive)	l/100 km	5.7–5.8	6.2–6.4/6.3–6.5	– ¹	4.3–4.6/4.3–4.6	4.4–4.5/4.4–4.6	5.1–5.3/5.1–5.3	–
Combined	l/100 km	6.8–7.0/6.8–7.0	7.9–8.1/8.0–8.3	–	4.5–4.9/4.6–5.0	–	–	2.1–2.2/2.1–2.2
Combined (xDrive)	l/100 km	7.3–7.5	8.1–8.3/8.3–8.5	12.6 ¹	4.8–5.2/4.8–5.2	5.1–5.3/5.2–5.4	5.7–5.9/5.7–5.9	2.4–2.5
Energy consumption ⁸	kWh/100 km	–	–	–	–	–	–	13.1–13.3/13.1–13.3
Energy consumption ⁸ (xDrive)	kWh/100 km	–	–	–	–	–	–	13.7–13.9
CO ₂ emissions	g/km	159–164/159–164	184–189/187–192	–	119–129/122–132	–	–	49–50/49–51
CO ₂ emissions (xDrive)	g/km	169–174	189–194/192–197	294 ¹	127–137/127–137	134–139/137–142	149–154/149–154	54–56
Tank capacity, approx.	l	78	78	– ¹	78	78	78	46

Wheels/tyres								
Tyre dimensions		245/50 R 18 Y	245/50 R 18 Y	– ¹	225/60 R 17 Y	245/50 R 18 Y	245/50 R 18 Y	245/50 R 18 Y
Wheel dimensions		8 J x 18	8 J x 18	– ¹	7.5 J x 17	8 J x 18	8 J x 18	8 J x 18
Material		light alloy	light alloy	– ¹	light alloy	light alloy	light alloy	light alloy

		740i/Li 740Li xDrive	750i/Li 750i/Li xDrive	M760Li xDrive	730d/Ld 730d/Ld xDrive	740d/Ld xDrive	750d/Ld xDrive	740e/Le 740Le xDrive
--	--	-------------------------	---------------------------	---------------	---------------------------	----------------	----------------	-------------------------

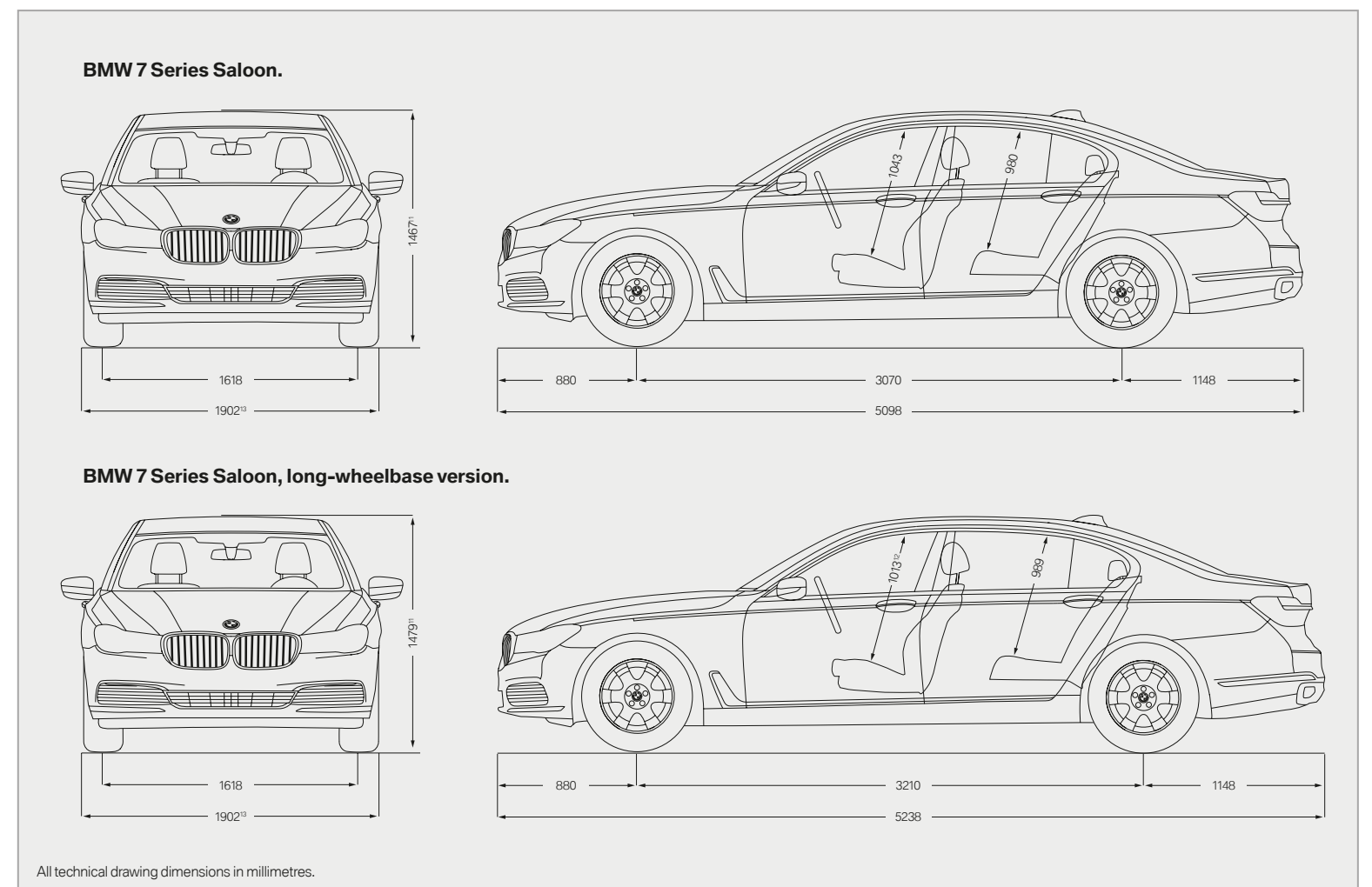
iPerformance system output								
Peak output/engine speed	kW (hp)/rpm	–	–	–	–	–	–	83 (113)–
System output	kW (hp)	–	–	–	–	–	–	240 (326)
System torque	Nm	–	–	–	–	–	–	500

High voltage storage battery capacity								
Battery type/net battery capacity	in kWh	–	–	–	–	–	–	Li-Ion/7.4
Electric range (NEDC) ⁹ / Maximum overall range, combined ⁹	km	–	–	–	–	–	–	44–45/44–45/41–42
Charge time ¹⁰ (with household socket/ BMW i Wallbox Pure/Pro)	h	–	–	–	–	–	–	<4/<3

- ¹ M760Li xDrive expected to be available from 11/2016. Provisional figures (figures based on ECE test cycle); missing values not available at time of going to press.
- ² Figure quoted accounts for a 90% full tank, 68 kg for the driver and 7 kg of luggage. Unladen weight applies to vehicles with standard equipment. Optional equipment will increase this figure.
- ³ The actual overall trailer weight may not exceed the max. permitted trailer load, while taking into account the max. permitted tow bar download.
- ⁴ Electronically restricted.
- ⁵ BMW recommends the use of RON 95 super unleaded petrol. Unleaded fuels RON 91 and higher with a maximum ethanol percentage of 10% may also be used. Output and fuel consumption figures apply to 98 RON fuel.
- ⁶ All engines comply with the EU6 emissions standard. Fuel consumption figures are determined according to the ECE driving cycle, which consists of approximately one third urban and two thirds extra-urban driving (based on distance covered). CO₂ emissions are measured in addition to fuel consumption.

- ⁷ Fuel consumption and CO₂ emissions depend on chosen wheel and tyre sizes. Optional equipment may increase these figures.
- ⁸ Combined power consumption depends on chosen wheel and tyre sizes.
- ⁹ Range depends on various factors. In particular: personal driving style, route characteristics, exterior temperature, heating/air conditioning, pre-conditioning.
- ¹⁰ Dependent on local electricity infrastructure. Charging time is based on reaching 100% of full load capacity.
- ¹¹ With roof aerial, the height of the BMW 7 Series Saloon is 1478 mm (long-wheelbase: 1485 mm).
- ¹² Height incl. standard glass roof.
- ¹³ With wing mirrors, the width of the BMW 7 Series models is 2169 mm.

All vehicles are equipped with the Steptronic transmission as standard.



WELL TAKEN CARE OF WITH BMW SERVICES:

When you buy a BMW, you can look forward to superb service and comprehensive customer care. For example, the **Condition Based Service** independently tracks both service fluid levels and the condition of parts subject to wear and then notifies you in the display when the vehicle requires servicing. So you only need to go to your BMW service partner when it's really necessary. When you do go, our

qualified BMW service specialists take care of your vehicle using the newest workshop technology and only **original BMW parts**. This service is available worldwide in more than 3,300 BMW service partner establishments in over 150 countries, to provide you with limitless driving pleasure.

BMW SERVICE.



BMW Service Packages*: Individual and stress-free, just for you. Individual, well-thought-out servicing solutions carefully tailored to you and your vehicle. With one-off, predictable costs, BMW Service Packages give you complete peace of mind, so you can enjoy owning a BMW to the very fullest. Whether it's fresh from the showroom or already well-travelled – there's a BMW Service Package for every phase of your vehicle's life. All bringing you maximum quality, expertise and value retention, always at reasonable, transparent rates. And always carefully tailored to you and your BMW. Find out just how stress-free truly individual service can be!

www.bmw.com/serviceinclusive



BMW Mobile Service*: This service is there for you day and night. As soon as you call, we spring into action, and take care of everything that may need doing after an accident or breakdown, with specially trained technicians working – on site or via telephone – to get your car back on the road. We offer comprehensive, country-specific mobility packages for breakdowns, and insurance that covers you in the event of an accident or theft. So if anything untoward does happen, simply call up the BMW accident hotline and we'll go to work. We'll take care of calling the emergency services, a tow truck, a replacement car, notifying your insurance company and much more. For further information please visit www.bmw.com



BMW TeleServices*: With Condition Based Service, you'll be automatically reminded of your next necessary service appointment on the vehicle screen. Provided you've consented, key vehicle data will be relayed to BMW automatically for analysis. Your assigned BMW service partner will access the information and contact you free of charge to make a service appointment as and when necessary. To access BMW Teleservices, the vehicle must be equipped with the optional Intelligent Emergency Call or ConnectedDrive Services. The service can be deactivated at any time you so desire, and you can change your service partner in the iDrive menu or ConnectedDrive portal. Find out more at www.bmw.com/teleservices

BMW FINANCIAL SERVICE.



BMW Financial Services*: Mobility solutions to meet your needs. BMW Financial Services provides you with attractive leasing, finance and insurance options. To find out more, see the price list or go to www.bmwfs.com. Your BMW partner will also be glad to draw up an individual offer for you in person.

THE BMW EXPERIENCE.



BMW TV*: www.bmw.tv enables you to experience the BMW brand in all its diversity. Features, portraits and background reports provide you with information on automobiles, innovations, sports and lifestyle topics.



BMW Driving Experience: The better you control your BMW, the more enjoyment you will derive from driving it. Use our training courses to learn for yourself what it means to reach a car's physical limits on various types of surfaces, and what you have to do to control your vehicle even in extreme situations. For further information please visit www.bmwdrivingexperience.com



BMW Welt: Picking up a car at BMW Welt has always ranked among the best moments for any driver. Turn this moment into one whole unforgettable day: experience the handover of your new BMW as just one part of a programme of activities perfectly tailored to your interests. At BMW Welt, the BMW Group plant, the BMW Museum, the BMW Group headquarters and the BMW Group Classic all combine to provide you with a great experience of an exciting history, a breathtaking present – and spectacular visions for the future. Find out more at www.bmw-welt.com/en




BMW Magazine: In BMW Magazine, experience the newest BMW models in front of stunning backdrops. Discover new design trends, travel destinations and the richness of modern life. Encounter people with visionary ideas who are changing the world. Find out more at www.bmw.com/magazine

* May not be available in all countries. Please consult your BMW partner.

SHAPING THE FUTURE – RESPONSIBLY.

In 2015, the BMW Group was once more listed in the Dow Jones Sustainability Index as the most sustainable automotive company worldwide. This makes BMW Group the only company in the automotive industry to be listed without interruption since the index was established. The development of efficient vehicle concepts and environmentally friendly production processes, including recycling, is an integral part of our philosophy. BMW EfficientDynamics and electric vehicles have enabled us to cut CO₂ emissions from our European new-vehicle fleet by more than 40% since 1995. We have also reduced the amount of resources used in production, such as water and energy, by 34% between 2006 and 2015, with a reduction to 45% of previous levels aimed at for 2020. In terms of other resources (such as volatile organic compounds, process wastewater and waste) our 45% target was met in 2014, and we will continue to work on further improvement. Production at our engine plant in Steyr has been waste-water free since 2007. And of course, at the end of its service life, every one of our vehicles can be easily and economically recycled. To return your end-of-life vehicle, please contact your BMW partner. For more information on this issue please visit our website.

www.bmw.com/EfficientDynamics
www.bmwgroup.com/responsibility
www.bmw.com/recycling



More about BMW



www.bmw.com

Sheer
Driving Pleasure

The models illustrated in this brochure show the specifications of vehicles produced by BMW AG for the German market. In part, they include optional equipment and accessories not fitted as standard. According to the specific requirements of other markets, alterations in models, standard and optional equipment, as described in this brochure, may occur. For more precise information about country-specific vehicle versions, please contact your local BMW partner. Subject to change in design and equipment.

© BMW AG, Munich/Germany. Not to be reproduced wholly or in part without written permission of BMW AG, Munich.

4 11 007 27020 2 2016 BM. Printed in Germany 2016.

