

BMW M2 Coupé



Sheer
Driving Pleasure



THE NEW BMW M2 COUPÉ.

THE NEXT
100 YEARS






In 2016 the BMW brand will be celebrating its 100th anniversary. Find out more at www.next100.bmw



WANT TO DISCOVER MORE?



Explore the new BMW M2 Coupé in digital format: simply download the interactive BMW brochure app for your device and select the model of your choice.

Internet use may incur costs, depending on your mobile contract.



THE NEW BMW M2 COUPÉ.

THE MODEL SHOWN.

- 04 BMW M2 COUPÉ:** M TwinPower Turbo inline 6-cylinder petrol engine, 272 kW (370 hp), 19" light alloy wheels Double-spoke style 437 M with mixed tyres, black, Long Beach Blue metallic exterior colour, seats in black Dakota leather with blue contrast stitching, Carbon Fibre interior trim finishers.

INNOVATION AND TECHNOLOGY.

- 22 M TWIN POWER TURBO ENGINE:** Maximum power, maximum efficiency.
- 24 EFFICIENT ENERGY MANAGEMENT AND M-SPECIFIC DESIGN:** World-class engineering.
- 26 CHASSIS:** A solid foundation for superior driving dynamics.
- 28 BMW CONNECTED DRIVE:** Services & Apps and Driver Assistance.

INDIVIDUALITY AND CHOICE.

- 32 EQUIPMENT:** BMW M2 Coupé equipment highlights, including wheels and tyres.
- 38 COLOURS:** Exterior and interior colours.
- 40 TECHNICAL DATA:** Weight, engine, transmission, performance, fuel consumption, wheels and technical drawings.
- 42 BMW SERVICE:** BMW Service, BMW Financial Services and the BMW brand experience.

UNLEASHED.



No more compromises. But more of everything else. More power, combined with superlative agility. A more dynamic design, inspired by motor racing history. And a driving experience that is pure adrenaline, bringing motor racing to the road the way only M knows how. The new BMW M2 Coupé.





**THE EPITOME OF POWER.
UNDERScoreD BY PERFECT LINES.**



Adrenaline rush. This car's design is as jaw-dropping as its performance. Three-way air inlets with trapezoid blades evoke famous front spoilers from motor racing history. M double-spoke wheels that combine purism and sporting appeal provide a tantalising glimpse of the high-performance brake system. Viewed from the side, sculpted side sills and typical M gills add further evidence that this compact race car dominates the road.





Going beyond the limits? That's a question of confidence. Something the new BMW M2 Coupé has more than enough of. And rightly so: a maximum torque of 500 Nm creates a level of dynamic performance that makes it a true motor sports icon. Engineering highlights such as the extremely stiff body, lightweight front and rear axles and a special M chassis underscore that this is a car that sets new benchmarks.

**BENDS CAN BE
SO MUCH FUN.**





THE ONLY THING PRECEDING IT IS ITS REPUTATION.

Adrenaline in motion. Torquey and extremely refined, the 272 kW (370 hp) M TwinPower Turbo inline 6-cylinder petrol engine, driving the rear wheels via the optional 7-speed M double-clutch transmission, accelerates the new BMW M2 Coupé from 0 to 100 km/h in just 4.3 seconds. Inside, the rich engine sound creates an authentic motor sport experience that is further enhanced by the interior design featuring carbon, Alcantara and black Dakota leather.







CONTROL FREAK.

Complete abandon, combined with maximum control: the new BMW M2 Coupé. Precise handling. Inexhaustible power reserves. A characteristic M design. Race track performance, with immediate feedback turning each second into a moment of exhilaration. In total: a compact racing machine that unleashes maximum passion from the word go.





INNOVATION AND TECHNOLOGY.

M TWIN POWER TURBO ENGINE: Maximum power, maximum efficiency.


EFFICIENT ENERGY MANAGEMENT AND M-SPECIFIC DESIGN: World-class engineering.

CHASSIS: Innovative systems for more driving pleasure.

BMW CONNECTED DRIVE: Services & Apps and Driver Assistance.

M TwinPower Turbo engine. Maximum power, maximum efficiency.

The next level of driving pleasure and efficiency: innovative BMW engines with M TwinPower Turbo technology. This innovative technology package – a milestone in the BMW EfficientDynamics development strategy – combines the latest fuel injection technology and fully variable output control with innovative turbocharger technology to enhance both fuel efficiency and dynamic performance. The result: sheer driving pleasure.



M TWIN POWER TURBO INLINE 6-CYLINDER PETROL ENGINE.

The M TwinPower Turbo inline 6-cylinder petrol engine features superior power delivery, silky smooth running and an exceptional performance. Not only that, but the brawny 3.0-litre engine emits a captivatingly sporty sound as it goes about its work. Thanks to an oil system with a return pump, the engine is always fed precisely the right amount of oil, even during maximum longitudinal and latitudinal acceleration on a racetrack.

BMW M2 COUPÉ.

- M TwinPower Turbo 6-cylinder petrol engine with an output of 272 kW (370 hp) and a maximum torque of 465 Nm (plus 35 Nm Overboost)
- Acceleration 0–100 km/h: 4.5 [4.3] sec
- Top speed: 250 km/h (electronically limited)
- Combined fuel consumption: 8.5 [7.9] l/100 km¹
- Combined CO₂ emissions: 199 [185] g/km¹

¹ Fuel consumption and CO₂ emissions are dependent on the selected wheel and tyre size. For further information please see pages 40/41 or contact your BMW partner.

Values in [] are for the BMW M2 Coupé with M DCT (M double-clutch transmission).

Efficient energy management and M-specific design. World-class engineering.

Optimised aerodynamics contribute to increasing efficiency, as does BMW EfficientLightweight, which simultaneously lowers weight and increases vehicle rigidity by using the right materials for the right parts. The vehicle's design language is inspired by high-performance race cars. Distinctive visual characteristics like the wide track, muscular wheel arches and confident stance underscore the vehicle's power, precise control and superior handling.



BMW M engineers are engaged in continuous research to develop intelligent vehicle concepts, and design special drive components and body elements for M automobiles. The result is exceptional performance combined with impressive efficiency.

Shift gears without losing power, using the clutch or slowing down: the optional **7-speed M double-clutch transmission with Drivelogic**. Gears can be changed automatically or manually using the gearshift paddles on the steering wheel, or the gear lever. Launch Control guarantees maximum acceleration from a standing start.

The **Automatic Start/Stop function** switches off the engine when the vehicle comes to a temporary standstill (e.g. at traffic lights or in a traffic jam) to further reduce overall fuel consumption. When the driver presses down on the clutch (manual transmission) or takes their foot off the brake (M DCT), the engine automatically starts up again in a fraction of a second.



With **Brake Energy Regeneration**, the alternator generates electricity primarily when the driver brakes or takes their foot off the accelerator. Previously unused kinetic energy is thereby transformed into electrical energy and fed into the battery.

The **Lightweight front axle** and the **Lightweight rear axle** reduce unsprung mass to optimise driving dynamics, traction and suspension comfort. The Lightweight front axle optimises the axle load distribution, ensuring neutral driving characteristics and better control in difficult driving situations. The Lightweight rear axle helps to reduce the vehicle's weight, improving agility, dynamics and acceleration.

The striking **M kidney grille** with "M2" logo dominates the dynamic M-style design of the front end. The high-gloss Black double slats take a visual cue from the characteristic Double-spoke style of the M light alloy wheels.


The **side skirts**, which have been specifically designed to be wider, connect the characteristic M flared wheel arches on the front and rear axles, while visually accentuating the athletic pedigree and agile driving characteristics of the vehicle.

The **Twin tailpipes** with a chrome trim bear visible and audible testament to the vehicle's sporty performance.

Chassis.

A solid foundation for superior driving dynamics.

Conventional rules don't apply to the new BMW M2 Coupé: Developed in-house by BMW M GmbH, it fully embodies the M philosophy, creating a perfect synthesis of superior performance and everyday usability. The advanced M high-performance chassis was specially designed to support this commitment.



Intelligent integration of chassis components and control systems ensures outstanding agility and dynamic performance coupled with maximum precision and control, for an exhilarating and authentic driving experience.

The **Active M Differential** optimises traction and driving stability when changing lanes or accelerating out of curves, when making curves at high speeds or on roads with uneven surfaces. Traction is optimised via an electronically controlled device that reduces the difference in revolution speed between the rear wheels.

The **M Dynamic Mode**, a sub-function of Dynamic Stability Control (DSC), allows for highly dynamic driving. While the DSC works against understeer and oversteer, the M Dynamic Mode enables the full exploitation of the car's maximum longitudinal and lateral dynamic potential. However, access to the driving support offered by DSC is retained.

M Servotronic adjusts the power steering to suit the current speed and ensures a direct and precise steering response even at high speeds. It also ensures supreme comfort by minimising the physical effort required for steering, as well as maximising agility when parking, manoeuvring or navigating narrow or twisting roads.



Thanks to the use of different materials, **M compound brakes** achieve outstanding deceleration values and are extremely stable and highly durable. They also weigh less, which has a positive impact on agility, dynamics and acceleration. The Blue metallic brake callipers with the M logo are the hallmark of these high-performance compound brakes.

The **Driving Experience Control** lets the driver choose between the standard engine and transmission settings of COMFORT mode, the dynamic SPORT mode, or the SPORT+ mode, which pushes dynamic driving to the limits.

BMW ConnectedDrive

So connected, you're free.

Our world is becoming more closely connected every day. And for BMW drivers it goes without saying that they can request information, communicate via telephone or email and always be up to date – all while they're on the go. The BMW ConnectedDrive¹ concept encompasses all the services and innovative technologies that link BMW vehicles and their passengers to the outside world and surrounding traffic.



The **BMW ConnectedDrive Services*** option provides the driver with a wide range of information, entertainment and service features on the road.

It also includes BMW Online, which enables you to access current, localised information such as weather, news and an online search powered by Google™, as well as various office functions. You can also combine individual services and features such as webcams, fuel price info, parking information, travel and hotel guides in the "Applications" menu.

The secure and comfortable use of selected smartphone applications is also included for an unlimited period of time. The ConnectedDrive Services option also includes access to the **BMW ConnectedDrive Store** in which services and apps can be booked, extended and selected according to individual needs, at any time and from any place. The ConnectedDrive Services option also offers much more to turn each journey in a BMW into a real experience.

¹ The image shown has been last updated in May 2015.


* May not be available in all countries. Please consult your BMW partner.

¹ For further information on BMW ConnectedDrive please visit www.bmw.com/ConnectedDrive

BMW ConnectedDrive with its intelligent services and assistance systems is ready with all the right equipment. **BMW ConnectedDrive Services & Apps** offer more freedom by providing versatile connections between the driver, vehicle and the outside world. **BMW ConnectedDrive Driver Assistance systems** make driving a BMW safer and more comfortable. And intelligent systems make life easy for the driver and minimise the dangers of traffic.



The free **GoPro app²** allows a GoPro video camera, attached either inside or outside the vehicle, to be operated via the Control Display in the BMW. This means that images and video recordings can be conveniently managed via the iDrive Controller. Furthermore, it's also possible to switch the camera on/off per WiFi, configure it and check its charge level.



With the **BMW M Laptimer app³**, driving data from the racetrack can be accurately recorded and then analysed with the aim of improving driving performance. The information, which falls into categories such as accelerator position, steering angle, g-force and best lap time, can be posted as a snapshot to social media, or sent by email.

With **Online Entertainment⁴**, a flat-rate account can be opened with any BMW music partner, for example with Napster, which can also be used with any other device supported by the provider. That means unlimited access to millions of tracks.

² Requires ConnectedDrive Services.

³ Download the BMW M Laptimer app from the App Store and experience the dynamism of your BMW M2 Coupé from an entirely new perspective. Further information is available from Customer.Service@bmw.com

⁴ Requires ConnectedDrive Services and Navigation system Professional.



INDIVIDUALITY AND CHOICE.

EQUIPMENT: BMW M2 Coupé equipment highlights, including wheels and tyres.

COLOURS: Exterior and interior colours.

TECHNICAL DATA: Weight, engine, transmission, performance, fuel consumption, wheels and technical drawings.

BMW SERVICE: BMW Service, BMW Financial Services and the BMW brand experience.



BMW M2 COUPÉ.



[01 | 03] The new BMW M2 Coupé in the optional Long Beach Blue metallic exterior colour represents a perfect combination of breathtaking design and supreme sporting appeal.

[02] The new BMW M2 Coupé boasts hallmark M driver orientation and premium craftsmanship. The centre console is slightly inclined towards the driver, for perfect ergonomics, while the 8.8" Control Display provides a convenient overview of all relevant data.

[04] The Sport seats reflect the exterior's athleticism in the interior. The driver's seat and the front passenger seat feature Black Dakota leather upholstery with Blue contrast stitching and an embossed M logo on the backrest.

[05] 19" M light alloy wheels Double-spoke style 437 M with non-run-flat mixed tyres, gloss-lathed, forged, black, front 9 J x 19 with 245/35 R 19 tyres, rear 10 J x 19, with 265/35 R 19 tyres.




EQUIPMENT HIGHLIGHTS.

■ Standard equipment □ Optional equipment ○ Accessories



[01] The M kidney grille with high-gloss Black double slats and "M2" logo emphasises the M-style design of the car's front end.

[02] The xenon headlights with low-beam and high-beam function include a headlight washer system, accent lights, automatic headlight range control, parking lights and daytime running lights.



[03] The classic M front apron, painted in the body colour, extends downwards and has large air inlets.

[04] The Twin tailpipes with a chrome trim bear visible and audible testament to the vehicle's sporty performance.

[05] The wide M-specific rear apron with the characteristic two twin tailpipes.

[06] The striking, characteristic M gills element highlights the car's athletic pedigree.

[07] M door sill finishers with the M designation on chrome-plated inserts in the front sills emphasise the vehicle's athletic ambitions.



[08] 19" M light alloy wheels Double-spoke style 437 M with non-run-flat mixed tyres, gloss-lathed, forged, black, front 9 J x 19 with 245/35 R 19 tyres, rear 10 J x 19, with 265/35 R 19 tyres.

[09] The M rear spoiler emphasises the car's athletic contours and reduces lift.

[10] BMW Individual High-Gloss Shadow Line includes the window frame trim, window recess finishers, and the exterior mirror frame and base.



[11] Thanks to the use of different materials, M compound brakes achieve outstanding deceleration values and are extremely stable and highly durable.

[12] The M TwinPower Turbo inline 6-cylinder petrol engine with "Powered by M" lettering on the engine cover.



[13] The distinctive BMW M Performance kidney grille in high-gloss Black radiates power and assertiveness.

[14] The BMW M Performance exhaust system creates the ultimate engine sound, while the carbon diffuser and tailpipes add strong visual accents.

EQUIPMENT HIGHLIGHTS.

■ Standard equipment □ Optional equipment ○ Accessories



[01] The Instrument cluster with extended features includes an Info Display for the presentation of navigation instructions and various controls.

[02] The M leather steering wheel in Double-spoke style with the M emblem features chrome detailing and colour contrast stitching.

[03] A touch of high tech: the BMW M Performance Interior kit is a feast for your eyes and hands, with its sporting and exclusive mix of open-pored carbon and Alcantara.




[04] The BMW M Performance steering wheel II (with Race Display) with its open-pored carbon trim and Alcantara cover exudes uncompromising athleticism.

[05] The optional M double-clutch transmission with Drivelogic boasts traction-optimised automatic gear selection, Launch Control, Low Speed Assistance, as well as an Automatic Start/Stop function.



[06] The BMW M lap timer app¹ precisely records racetrack driving data such as accelerator position, steering angle, g-force and best lap time.



[07] The Sport seats for driver and front passenger feature optimum support and various adjustment options, including backrest width.

[08] Navigation system Professional, incl. hands-free facility, USB interface, radio BMW Professional with DVD player, and map updates without license fees.

[09] The electrical Seat adjustment makes operation easier and the memory function allows users to save their desired settings for the seat and exterior mirrors.



[11] The centre console features the Driving Experience Control, the M gear lever and an upholstered knee pad for the driver.

[12] The M logo beneath the headrests of the M Sport seats expresses the athleticism of the vehicle.

[13] The HiFi loudspeaker system Harman Kardon with external 360 watt amplifier in the luggage compartment consists of 12 speakers including two central subwoofers.


¹ Download the BMW M lap timer app from the App Store and experience the dynamism of your BMW M2 Coupé from an entirely new perspective. Further information is available from Customer.Service@bmw.com

Optional and standard equipment vary according to country.


EXTERIOR COLOURS.




■ Non-metallic 300 Alpine White



□ Metallic C16 Long Beach Blue



□ Metallic B39 Mineral Grey



□ Metallic 475 Black Sapphire

INTERIOR COLOURS.

■ Standard equipment □ Optional equipment



UPHOLSTERY COLOURS



■ Dakota leather LCNL Black with contrast stitching in Blue

HEADLINER



■ BMW Individual headliner 775 Anthracite

INTERIOR TRIMS



■ 4MC Carbon Fibre, open-pored with high-gloss Black highlight trim finisher

INTERIOR COLOURS



■ Black



Optional and standard equipment vary according to country.

[Colours] The colours printed above are intended to provide you with a first impression of paints and materials available for your BMW. Experience has shown, however, that printed images of paint, upholstery and interior trim colours cannot faithfully reproduce the actual appearance of the originals. We recommend therefore that you consult your BMW partner who will be able to show you original samples and assist with special requests.

		BMW M2 Coupé
--	--	---------------------

Weight			
Unladen EU ¹	kg	1570	[1595]
Max. permissible	kg	2010	[2010]
Permitted load	kg	515	[490]

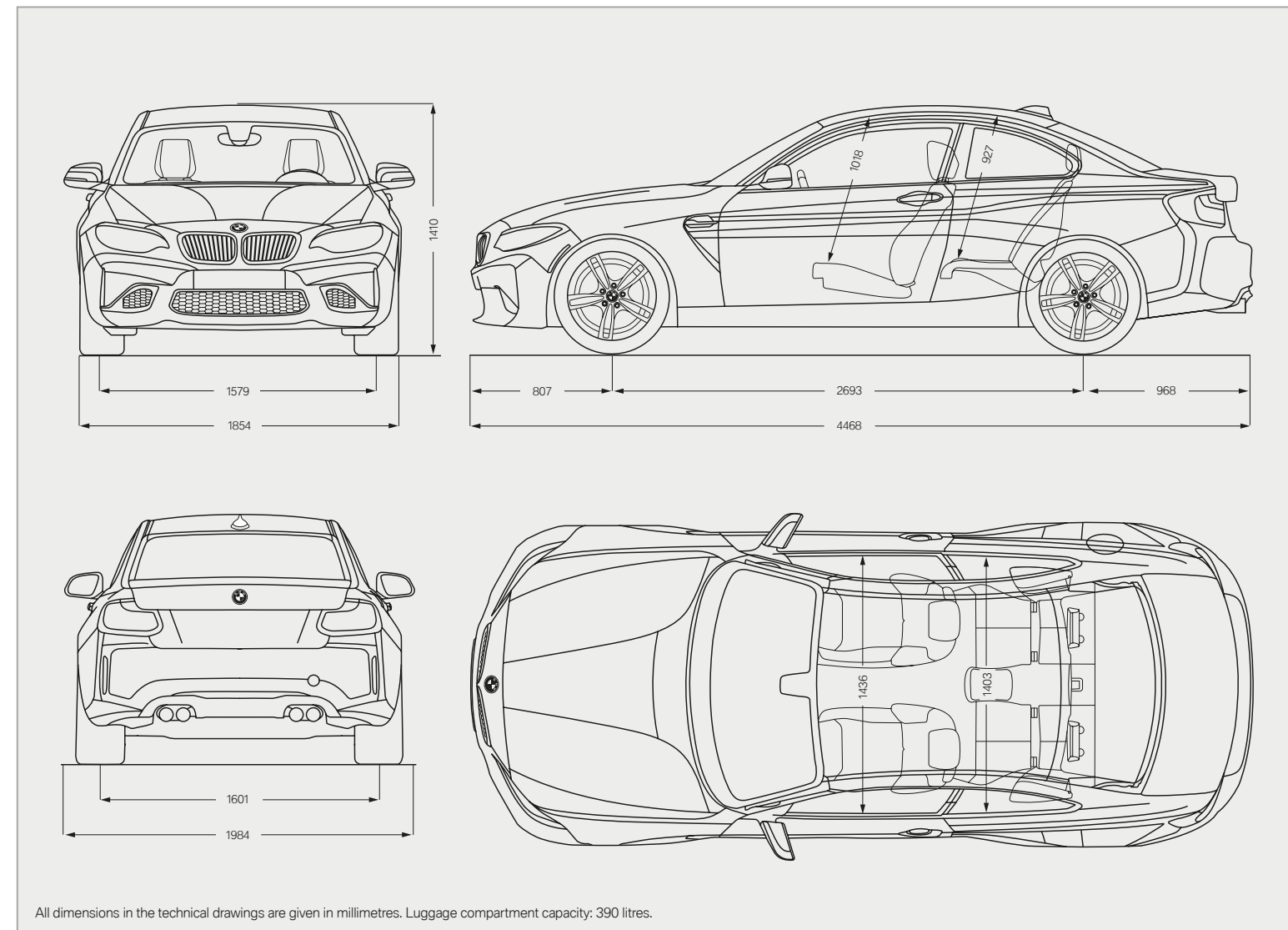
Engine^{2,3}			
Cylinders/valves		6/4	
Capacity	cc	2979	
Max. output/engine speed	kW (hp)/rpm	272 (370)/6500	
Max. torque/engine speed	Nm/rpm	500 ⁵ /1400–5560	

Power transmission	
Drive configuration	Rear-wheel
Standard transmission	Six-speed manual

Performance		
Top speed	km/h	250 ⁴
Acceleration 0–100 km/h	s	4.5 [4.3]

Fuel consumption^{2,3}		
Urban	l/100 km	11.6 [10.5]
Extra-urban	l/100 km	6.7 [6.4]
Combined	l/100 km	8.5 [7.9]
CO ₂ emissions, combined	g/km	199 [185]
Tank capacity, approx.	l	52

Wheels	
Tyre dimensions front/rear	245/35 ZR 19/265/35 ZR 19
Wheel dimensions front/rear	9 J x 19/10 J x 19
Material	light alloy



¹ The figure quoted includes a 90 per cent tank filling, 68 kg for the driver and 7 kg for luggage. Unladen weight applies to vehicles with standard equipment. Optional equipment may increase this figure.

² The engine is designed for the use of RON 98 fuel or higher. It may be run on fuel grades down to RON 91 with a decrease in power.

³ The engine complies with the EU6 emissions standard. Fuel consumption is determined in accordance with the ECE driving cycle made up of approximately one-third urban traffic and two-thirds extra-urban driving (based on the distance covered). CO₂ emissions are measured in addition to fuel consumption. Optional

equipment may increase these figures. For additional information on fuel consumption and CO₂ emissions, please contact your BMW partner.

⁴ Electronically limited.

⁵ Including 35 Nm of overboost.

WELL TAKEN CARE OF WITH BMW SERVICES:

When you buy a BMW, you can look forward to superb service and comprehensive customer care. For example, the **Condition Based Service** independently tracks both service fluid levels and the condition of parts subject to wear and then notifies you in the display when the vehicle requires servicing. So you only need to go to your BMW service partner when it's really necessary. When you do go, our

qualified BMW service specialists take care of your vehicle using the newest workshop technology and only **original BMW parts**. This service is available worldwide in more than 3,300 BMW service partner establishments in over 150 countries, to provide you with limitless driving pleasure.

BMW SERVICE.



BMW Service Packages*: Individual and stress-free, just for you. Individual, well-thought-out servicing solutions carefully tailored to you and your vehicle. With one-off, predictable costs, BMW Service Packages give you complete peace of mind, so you can enjoy owning a BMW to the very fullest. Whether it's fresh from the showroom or already well-travelled – there's a BMW Service Package for every phase of your vehicle's life. All bringing you maximum quality, expertise and value retention, always at reasonable, transparent rates. And always carefully tailored to you and your BMW. Find out just how stress-free truly individual service can be!

www.bmw.com/serviceinclusive



BMW Mobile Service*: This service is there for you day and night. As soon as you call, we spring into action, and take care of everything that may need doing after an accident or breakdown, with specially trained technicians working – on site or via telephone – to get your car back on the road. We offer comprehensive, country-specific mobility packages for breakdowns, and insurance that covers you in the event of an accident or theft. So if anything untoward does happen, simply call up the BMW accident hotline and we'll go to work. We'll take care of calling the emergency services, a tow truck, a replacement car, notifying your insurance company and much more. For further information please visit www.bmw.com



BMW TeleServices*: With Condition Based Service, you'll be automatically reminded of your next necessary service appointment on the vehicle screen. Provided you've consented, key vehicle data will be relayed to BMW automatically for analysis. Your assigned BMW service partner will access the information and contact you free of charge to make a service appointment as and when necessary. To access BMW Teleservices, the vehicle must be equipped with the optional Intelligent Emergency Call or ConnectedDrive Services. The service can be deactivated at any time you so desire, and you can change your service partner in the iDrive menu or ConnectedDrive portal. Find out more at www.bmw.com/teleservices

BMW FINANCIAL SERVICE.



BMW Financial Services*: Mobility solutions to meet your needs. BMW Financial Services provides you with attractive leasing, finance and insurance options. To find out more, see the price list or go to www.bmwfs.com. Your BMW partner will also be glad to draw up an individual offer for you in person.

THE BMW EXPERIENCE.



BMW TV*: www.bmw.tv enables you to experience the BMW brand in all its diversity. Features, portraits and background reports provide you with information on automobiles, innovations, sports and lifestyle topics.



BMW Driving Experience: The better you control your BMW, the more enjoyment you will derive from driving it. Use our training courses to learn for yourself what it means to reach a car's physical limits on various types of surfaces, and what you have to do to control your vehicle even in extreme situations. For further information please visit www.bmwdrivingexperience.com




BMW Welt: Picking up a car at BMW Welt has always ranked among the best moments for any driver. Turn this moment into one whole unforgettable day: experience the handover of your new BMW as just one part of a programme of activities perfectly tailored to your interests. At BMW Welt, you are surrounded by the BMW Museum, the main BMW factory, and the BMW Group headquarters, representing an exciting history, a breathtaking present – and spectacular visions for the future. Find out more at www.bmw-welt.com/en



BMW Magazine: In BMW Magazine, experience the newest BMW models in front of stunning backdrops. Discover new design trends, travel destinations and the richness of modern life. Encounter people with visionary ideas who are changing the world. Find out more at www.bmw.com/magazine

* May not be available in all countries. Please consult your BMW partner.

SHAPING THE FUTURE – RESPONSIBLY.




In 2015, the BMW Group was once more listed in the World and European Dow Jones Sustainability Index as one of the most sustainable automotive companies worldwide. The development of efficient vehicle concepts and environmentally friendly production processes, including recycling, is an integral part of our philosophy. BMW EfficientDynamics and electric vehicles have enabled us to cut the CO₂ emissions from our European new-vehicle fleet by more than 35% since 1995. We have also reduced the amount of resources used in production, such as water and energy, by 34% between 2006 and 2014, with a reduction to 45% of previous levels aimed at for 2020. In terms of other resources (such as volatile organic compounds, process wastewater and waste) our 45% target was met in 2014, and we will continue to work on further improvement. Production at our engine plant in Steyr has been waste-water free since 2007. And of course, at the end of its service life, every one of our vehicles can be easily and economically recycled. To return your end-of-life vehicle, please contact your BMW partner. For more information on this issue please visit our website.

www.bmw.com/EfficientDynamics
www.bmwgroup.com/responsibility
www.bmw.com/recycling

BMW M



Sheer
Driving Pleasure



The models illustrated in this brochure show the specifications and configurations (standard and optional equipment) of vehicles produced by BMW AG for the German market. According to the specific requirements of other markets, alterations in standard and optional equipment and the configurations available for the different models, as described in this brochure, may occur. For more precise information about country-specific vehicle versions, please contact your local BMW partner. Subject to change in design and equipment.

© BMW AG, Munich/Germany. Not to be reproduced wholly or in part without written permission of BMW AG, Munich.

4 11 001 072 201 2016 BB. Printed in Germany 2016.

